

**GOVERNMENT OF KARNATAKA
POLICE DEPARTMENT**



CRIME REVIEW

AND

PERFORMANCE OF UNITS UNDER

CCTNS PROJECT

SEPTEMBER – 2022

POLICE 

POLICE COMPUTER WING &
STATE CRIME RECORDS BUREAU

7TH Floor, M.S. Building,
Dr.B.R.Ambedkar Road,
Bengaluru – 560001.

email:adgppcw@ksp.gov.in

INDEX

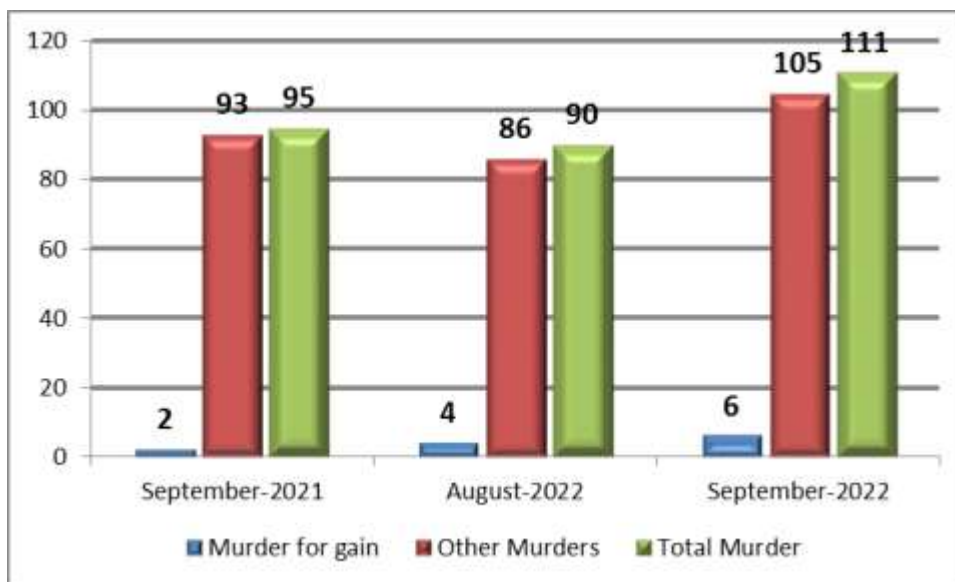
Sl. No.	CONTENTS	Page No.
1	Crime Review on – 1) Murder 2) Dacoity 3) Robbery 4) Burglary 5) Theft 6) Riots 7) Hurt 8) Spl. & local laws 9) Crime against Women 10) POCSO 11) SC & ST POA Act 12) Security cases 13) Cyber Crimes 14) Economic Offences & 15) MMDR & KMMCR 16) Motor Vehicles Theft Cases 17) NDPS Cases	1-17
2	District-wise Reported cases under various heads for the month of September – 2022	18
3	Crime Statistics – IPC Crimes	19-29
4	Crime Statistics – Special & Local laws	29-34
5	Crime Statistics – Crime against Women	34
6	Crime Statistics – Crime against Children	35
7	Crime Statistics – Crime against SC & ST	36
8	Crime Statistics – Road Accidents	37
9	Unit-wise report on Receipts & Disposals under SAKALA services	38-39
10	Comparative Crime Statement – 17	40-41
11	Police IT September month Pragathi report	42-43
12	e-Sign details – FIR & Chargesheet	44-45
13	Police IT MT Module log book details	46-48
14	Seva Sindhu – September month report	49
15	District Wise COTPA Statistics	50

CRIME REVIEW FOR THE MONTH OF SEPTEMBER – 2022

1. Murder

As per the review for the month 111 cases of Murder were reported (including 6 cases of Murder for gain) as against 90 Murder cases (4 cases of Murder for gain has been reported in last month) in the previous month & 95 Murder cases (2 cases of Murder for gain) in the corresponding month of previous year.

Month	Year	Murder for gain	Other Murders	Total Murder
September	2022	6	105	111
August	2022	4	86	90
September	2021	2	93	95

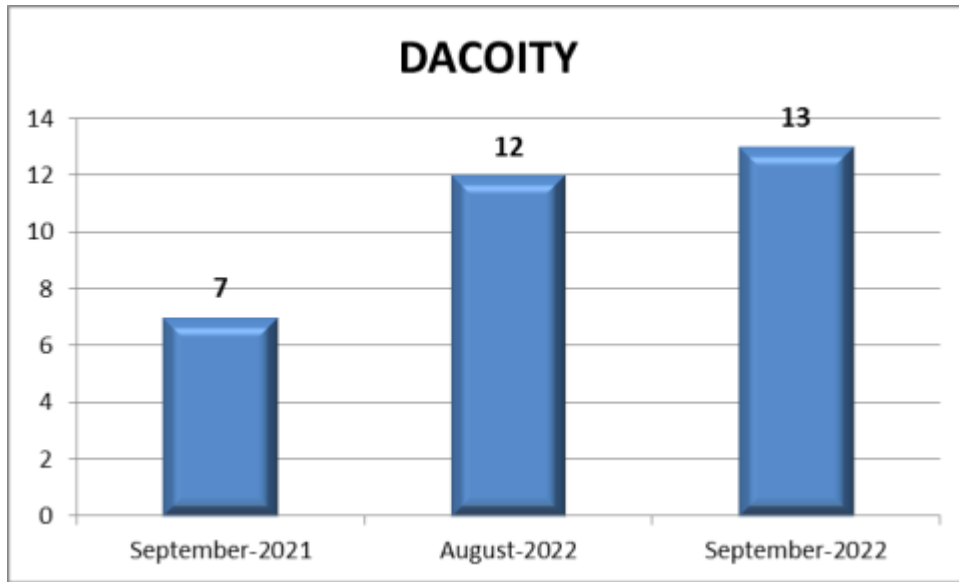


There is an increase in the reported cases of Murder during the current month when compared to the cases of previous month and to the corresponding month of previous year. There is an increase in the reported cases of Murder for gain during the current month when compared to the cases of previous month and to the corresponding month of previous year.

2. Dacoity

13 cases of Dacoity were reported during the current month as against 12 cases in the previous month and 7 cases in the corresponding month of previous year.

Month	Year	Dacoity Cases
September	2022	13
August	2022	12
September	2021	7



There is an increase in the reported cases of Dacoity during the current month when compared to the cases of previous month and to the corresponding month of previous year.

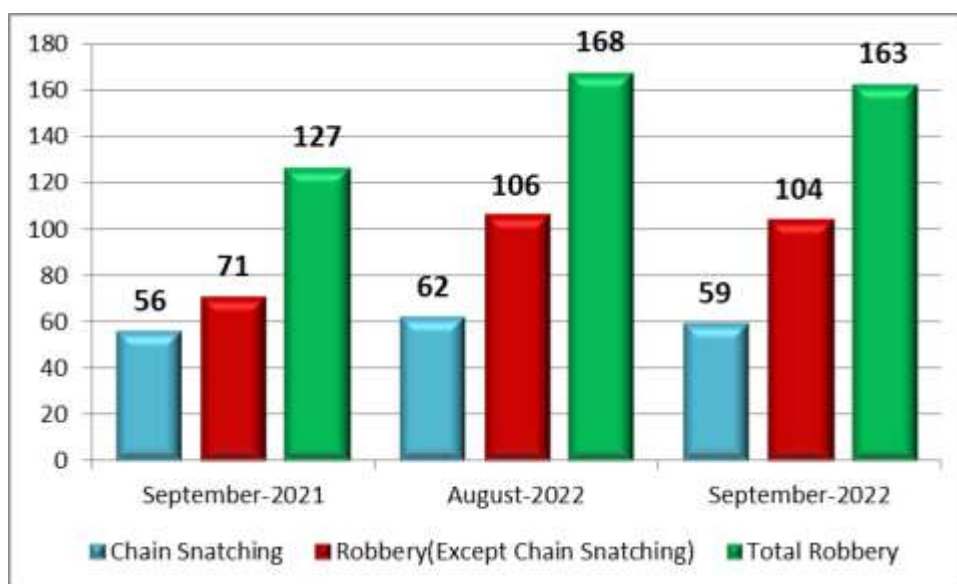
The unit wise break up of Dacoity cases for the month under review is as follows:-

Name of the unit	No. of cases	Name of the unit	No. of cases
Tumkur District	2	Belagavi City	2
Bengaluru City	1	Belagavi District	1
K.G.F District	1	Kodagu District	1
Koppal District	1	Mandya District	1
Raichur District	1	Ramanagara District	1
Vijayanagara District	1		

3. Robbery

163 cases of Robbery were reported during the current month (including 59 chain snatching cases) as against 168 cases (62 cases of Chain snatching) in the previous month and 127 cases (56 cases of Chain snatching) in the corresponding month of previous year.

Month	Year	Chain Snatching	Robbery (Except Chain Snatching)	Total Robbery
September	2022	59	104	163
August	2022	62	106	168
September	2021	56	71	127



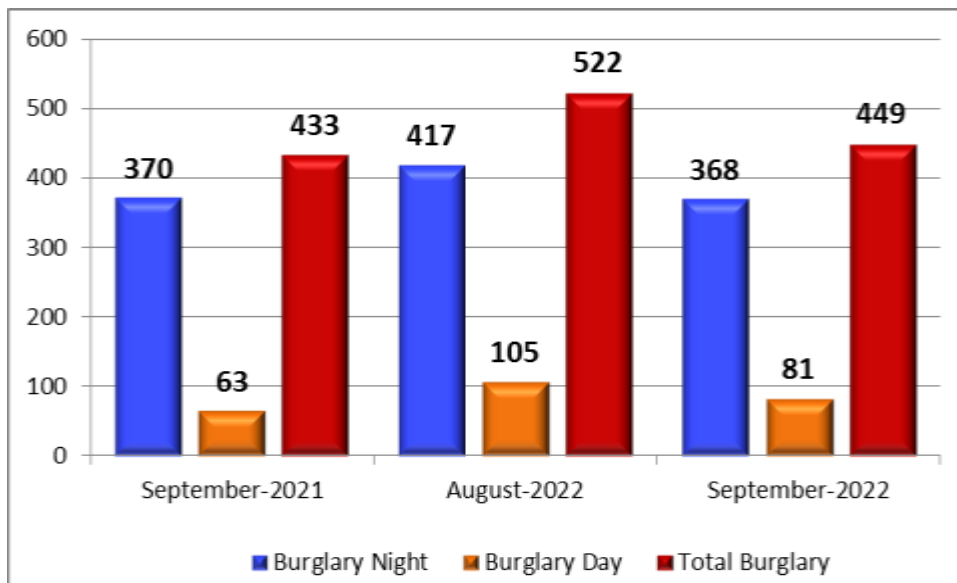
There is a decrease in the number of cases reported during the current month under the head Robbery when compared to the cases of previous month and an increase when compared to the corresponding month of previous year.

There is a decrease in the number of cases reported during the current month under Chain Snatching when compared to the cases of previous month and an increase when compared to the corresponding month of previous year.

4. Burglary

449 cases of Burglary were reported during the month as against 522 cases in the previous month and 433 cases during the corresponding month of previous year.

Month	Year	Burglary Night	Burglary Day	Total
September	2022	368	81	449
August	2022	417	105	522
September	2021	370	63	433

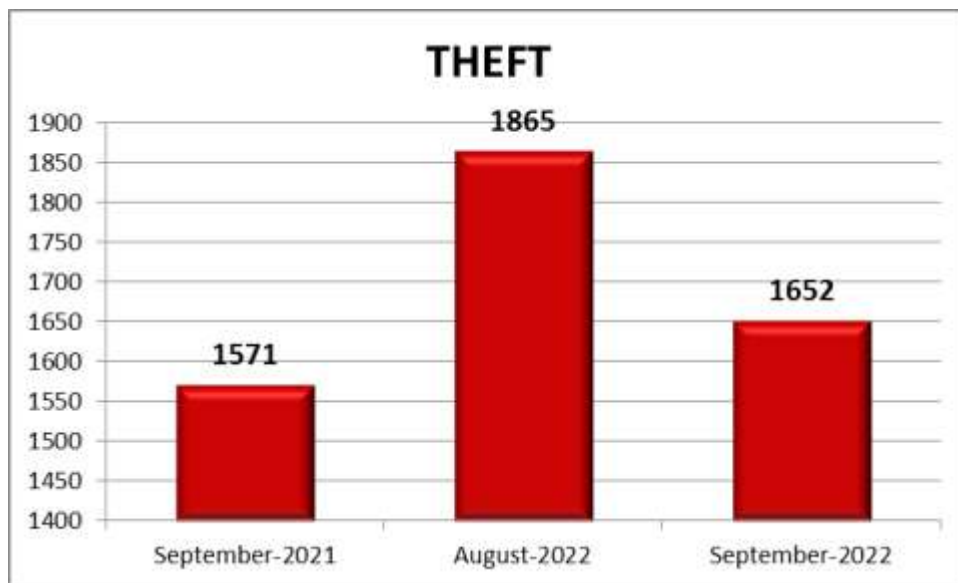


There is a decrease in the number of cases reported during the current month under the head burglary, when compared to the reported cases of previous month and an increase when compared to the corresponding month of previous year.

5. Theft

1652 cases of Theft were reported during the month as against 1865 cases in the previous month and 1571 cases in the corresponding month of previous year.

Month	Year	Reported
September	2022	1652
August	2022	1865
September	2021	1571

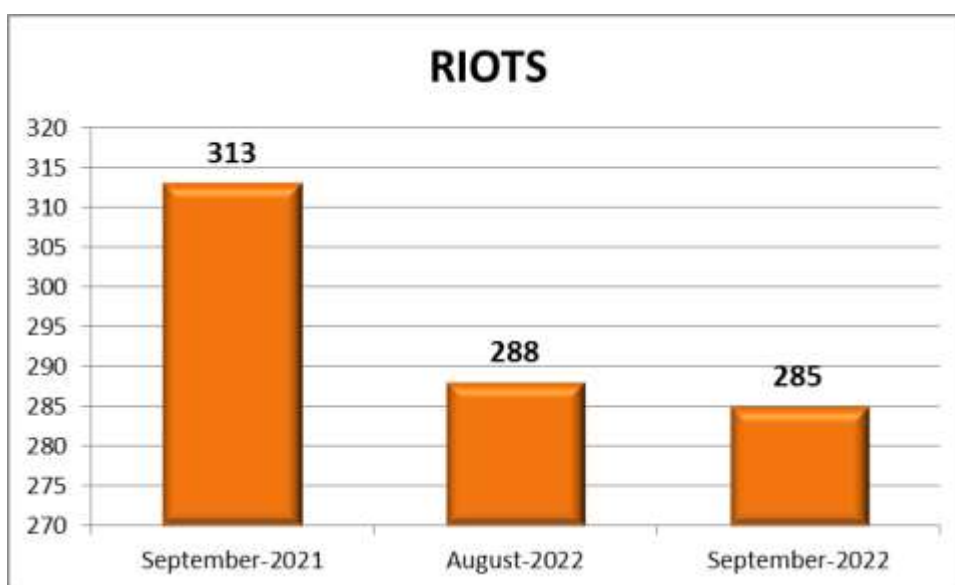


There is a decrease in the number of cases reported during the current month under the head theft when compared to the cases of previous month and an increase when compared to the corresponding month of previous year.

6. Riots

285 cases were reported during the current month under the category Riots as against 288 cases in the previous month and 313 cases in the corresponding month of previous year.

Month	Year	Riots
September	2022	285
August	2022	288
September	2021	313

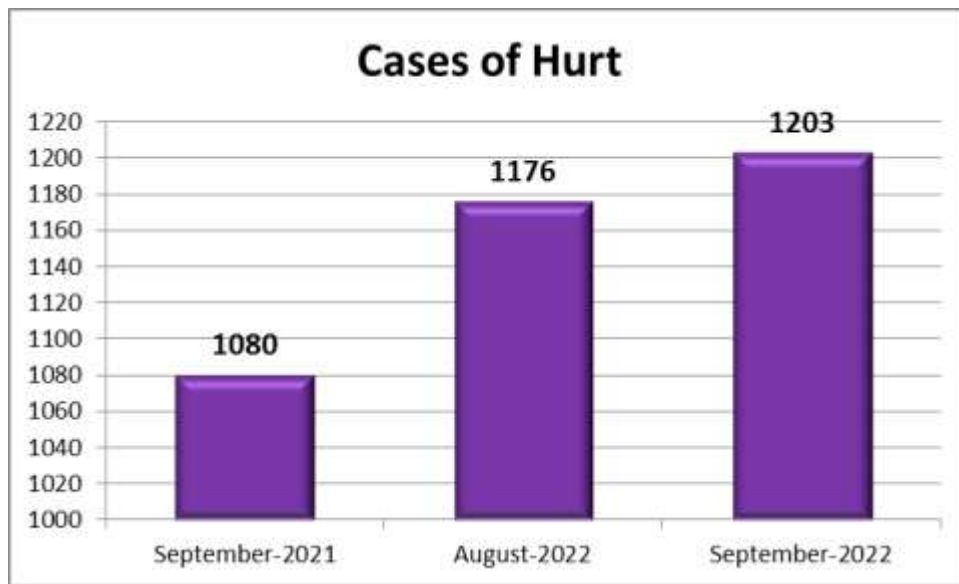


There is a decrease in the number of cases reported under this head during the month, when compared to the cases of previous month and to the corresponding month of previous year.

7. Hurt

1203 cases were reported during the current month under the category Hurt as against 1176 cases in the previous month and 1080 cases in the corresponding month of previous year.

Month	Year	Cases of Hurt
September	2022	1203
August	2022	1176
September	2021	1080

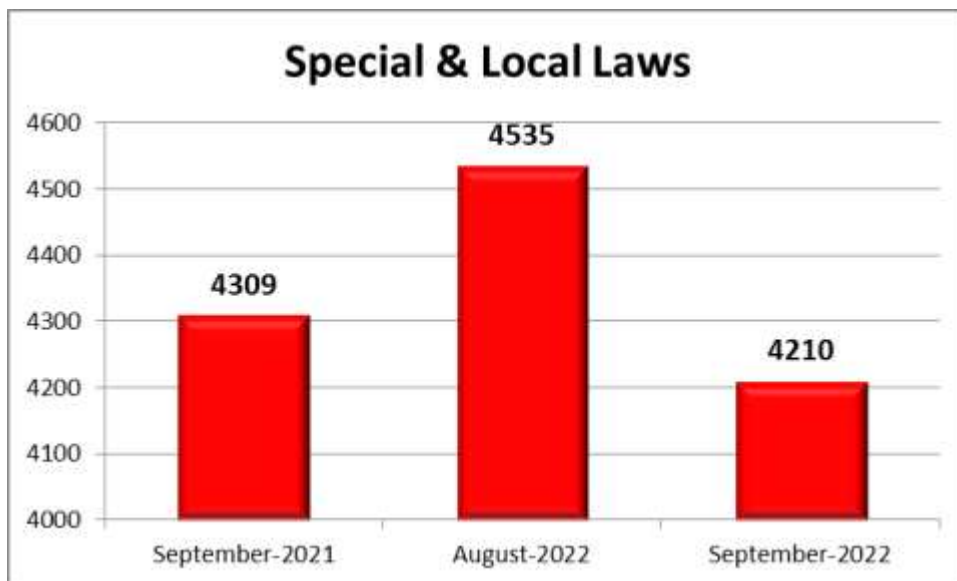


There is an increase in the number of cases reported under this head during the month, when compared to the cases of previous month and to the corresponding month of previous year.

8. Special & Local Laws

4210 cognizable cases were registered under Special & Local Laws during the month as against 4535 cases in the previous month and 4309 cases in the corresponding month of previous year.

Month	Year	Special & Local Laws
September	2022	4210
August	2022	4535
September	2021	4309

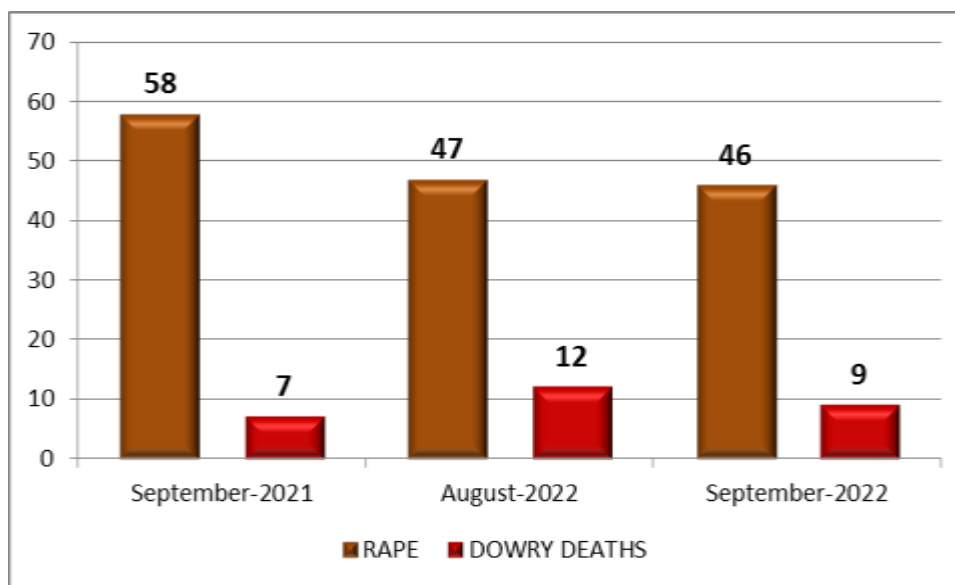


There is a decrease in the number of cognizable cases reported during the month under Special & Local Laws when compared to the cases of previous month and to the corresponding month of the previous year.

9. Crime against Women (Rape & Dowry Death)

46 cases of Rape have been reported during the month as against 47 cases in the previous month and 58 cases in the corresponding month of previous year. 9 cases of Dowry Death have been reported during the current month, as against 12 cases in the previous month and 7 cases in the corresponding month of previous year. (Note: Other Crimes against Women are mentioned in Page No.22)

Month	Year	Rape	Dowry Death
September	2022	46	9
August	2022	47	12
September	2021	58	7



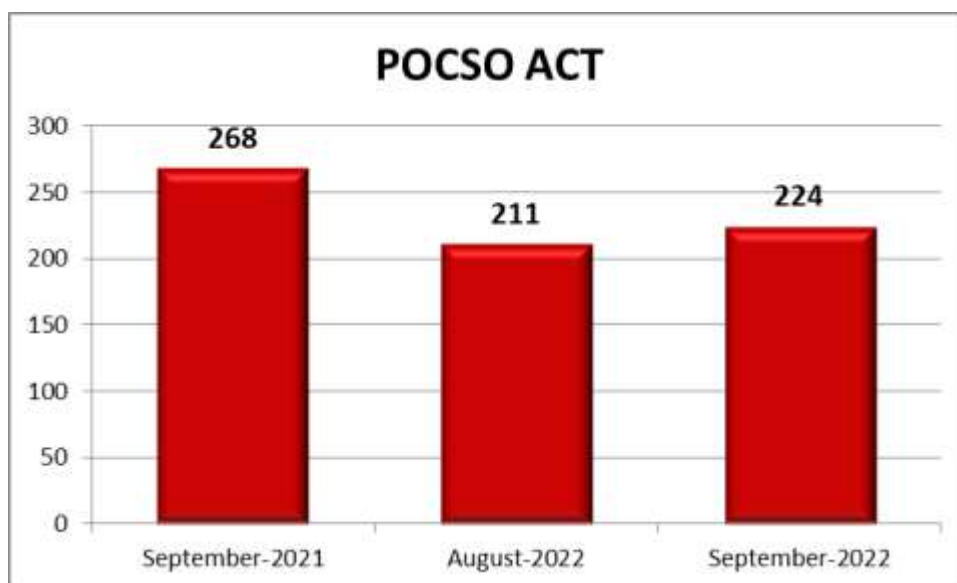
There is a decrease in the reported cases under Rape during the current month when compared to the previous month and to the corresponding month of previous year.

There is a decrease in the reported cases of Dowry death during current month when compared to the previous month and an increase when compared to the corresponding month of previous year.

10. Protection of Children from Sexual Offences Act (POCSO)

224 cases of POCSO were reported during the current month as against 211 cases in the previous month and 268 in the corresponding month of previous year.

Month	Year	POCSO
September	2022	224
August	2022	211
September	2021	268



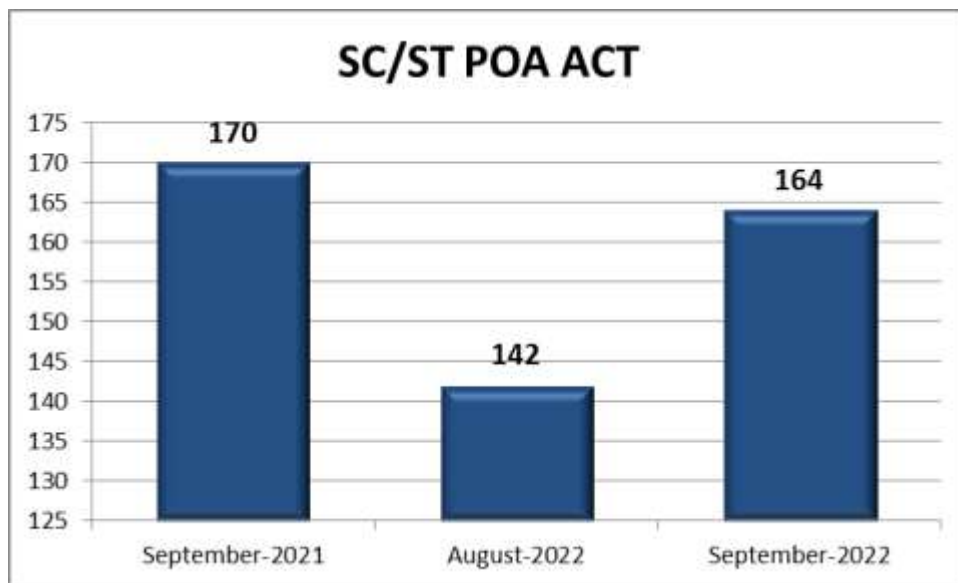
There is an increase in the reported cases under the head POCSO during the current month when compared to the cases of previous month and a decrease when compared to the corresponding month of previous year.

11. Crimes under SC/ST POA Act

164 cases were reported during the current month under this head as against 142 cases in the previous month and 170 cases in the corresponding month of previous year.

(Details are mentioned at Page No.24)

Month	Year	SC/ST POA Act
September	2022	164
August	2022	142
September	2021	170

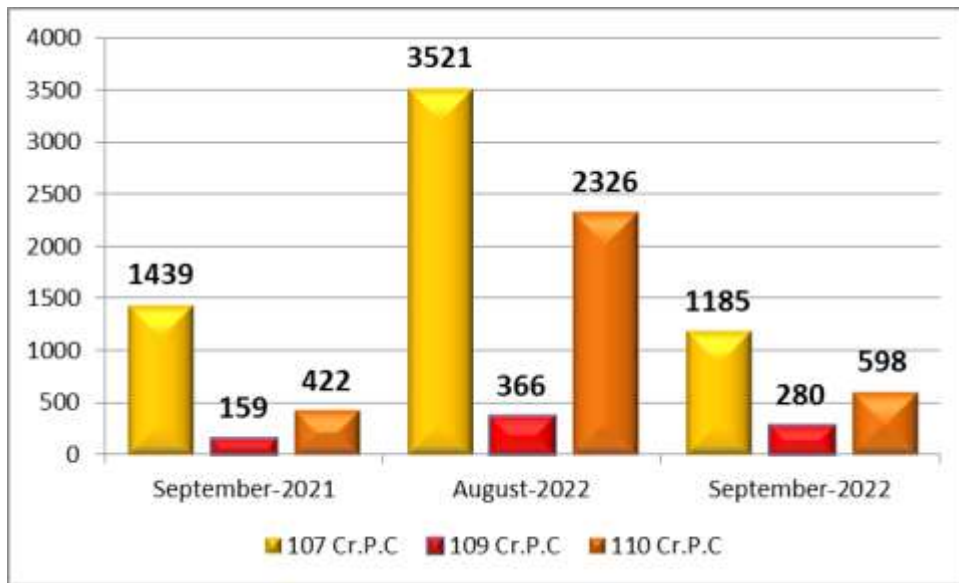


There is an increase in the reported cases under Crime against SC/ST during the current month when compared to the reported cases of previous month and a decrease when compared to the corresponding month of previous year.

12. Preventive Action Report

1185, 280 & 598 cases u/s 107, 109 & 110 Cr.PC. respectively have been booked during the current month as against 3521, 366 & 2326 cases in the previous month and 1439, 159 & 422 cases in the corresponding month of last year.

Month	Year	Security Cases			Total
		107 Cr.PC	109 Cr.PC	110 Cr.PC	
September	2022	1185	280	598	2063
August	2022	3521	366	2326	6213
September	2021	1439	159	422	2020

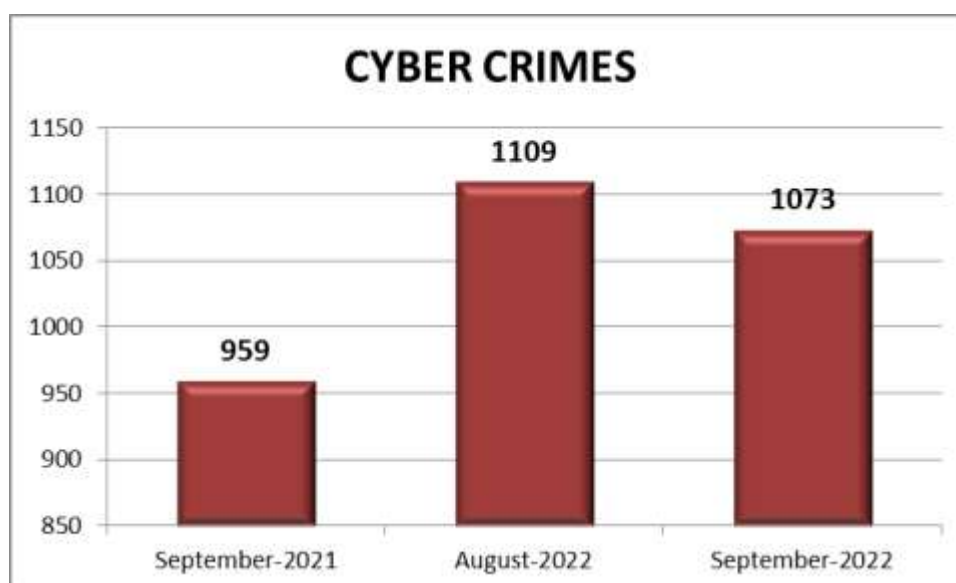


- Under sec 107 Cr.PC. less number of cases have been booked during the current month when compared to the cases of previous month and to the corresponding month of previous year.
- Under Sec.109 Cr.PC. less number of cases have been booked during the current month when compared to the cases of previous month and more when compared to the corresponding month of previous year.
- Under 110 Cr.PC. less number of cases have been booked during the current month when compared to the cases of previous month and more when compared to the corresponding month of previous year.

13. Cyber Crimes (Information Technology Act)

1073 cases were reported during the current month under this head as against 1109 cases in the previous month and 959 cases in the corresponding month of previous year.

Month	Year	Cyber Crimes
September	2022	1073
August	2022	1109
September	2021	959

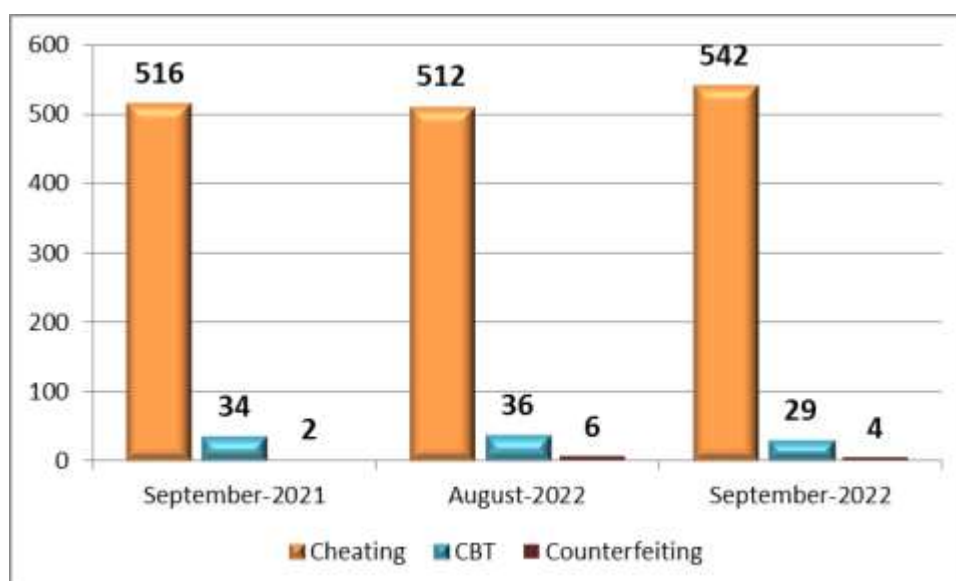


There is a decrease in the reported cases under Cyber Crimes during the current month when compared to the reported cases of previous month and an increase when compared to the corresponding month of previous year.

14. Economic Offences (Criminal Breach of Trust, Cheating, Counterfeiting)

575 cases were reported during the current month under Economic Offences (Criminal Breach of Trust-29, Cheating-542 and Counterfeiting-4) as against 554 cases during the previous month and 552 cases in the corresponding month of previous year.

Month	Year	Economic Offences
September	2022	575
August	2022	554
September	2021	552



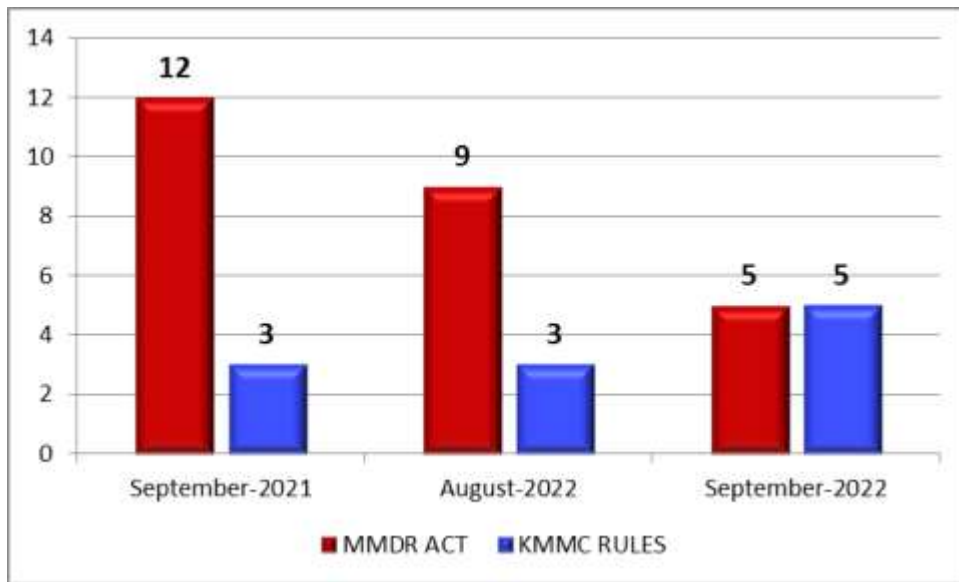
There is an increase in the reported cases under economic offences during the current month when compared to the reported cases of previous month and to the corresponding month of previous year.

15. Mines and Minerals (Development & Regulation) Act & Karnataka Minor Mineral Consistent Rules

5 cases of MMDR were reported during the current month under this head as against 9 cases in the previous month and 12 cases in the corresponding month of previous year.

5 cases of KMMCR reported during the current month as against 3 cases in the previous month and 3 cases in the corresponding month of previous year.

Month	Year	MMDR Act	KMMC Rules
September	2022	5	5
August	2022	9	3
September	2021	12	3



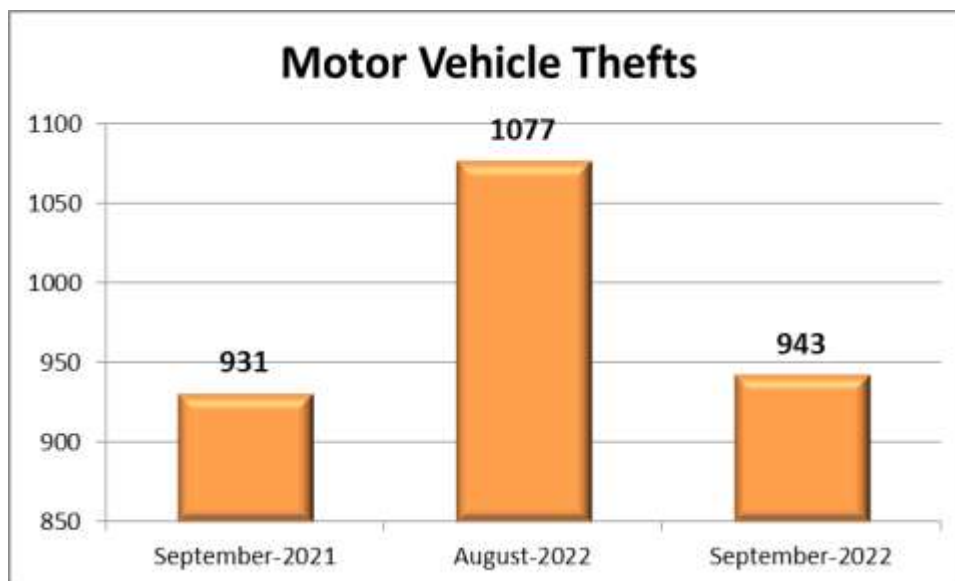
There is a decrease in the reported cases under MMDR during the current month when compared to the reported cases of previous month and to the corresponding month of previous year.

There is an increase in the reported cases under KMMCR during the current month when compared to the reported cases of previous month and to the corresponding month of previous year.

16. Motor Vehicles Theft cases

943 cases were reported during the current month under this head as against 1077 cases in the previous month and 931 cases in the corresponding month of previous year.

Month	Year	Motor Vehicles Theft Cases
September	2022	943
August	2022	1077
September	2021	931

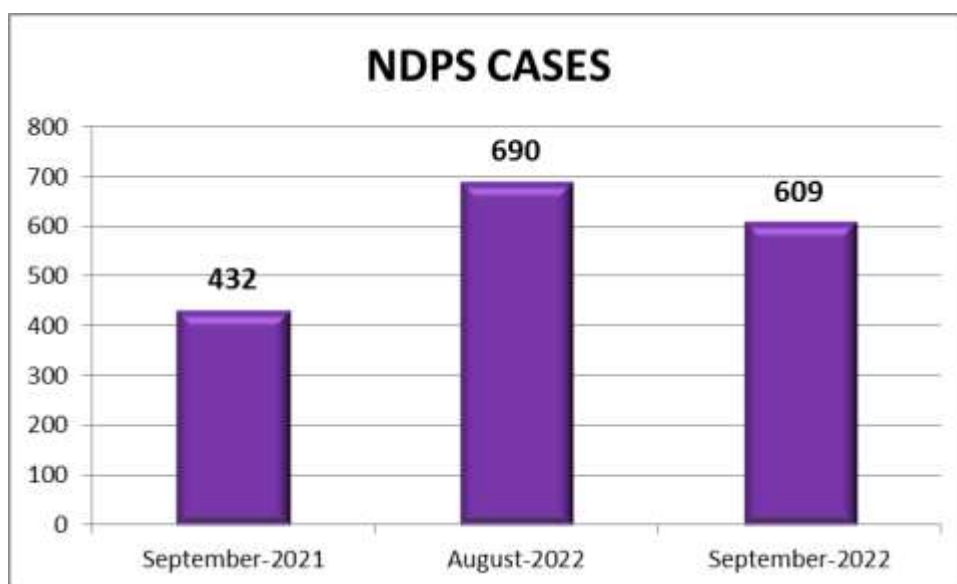


There is a decrease in the reported cases under Motor Vehicles Theft cases during the current month when compared to the reported cases of previous month and an increase when compared to the corresponding month of previous year.

17. Narcotic Drugs & Pshycotropic Substances (NDPS)

609 cases were reported during the current month under this head as against 690 cases in the previous month and 432 cases in the corresponding month of previous year.

Month	Year	NDPS Cases
September	2022	609
August	2022	690
September	2021	432



There is a decrease in the reported cases under NDPS Cases during the current month when compared to the reported cases of previous month and an increase when compared to the corresponding month of previous year.

*This Crime Review is based on classification made in Police IT at Police Station level.

* Crime Review is based on classification made in Police IT on 11/10/2022.

DISTRICT-WISE REPORTED CASES UNDER VARIOUS HEADS FOR THE MONTH OF SEPTEMBER - 2022 (AS ON 11/10/2022)

Sl. No.	Crime Head	Bagalkot	Ballari	Belagavi City	Belagavi Dist	Bengaluru city	Bengaluru District	Bidar	Chamarajanagar	Chickballapura	Chikkamagaluru	Chitradurga	Dakshina kannada	Davanagere	Dharwad	Gadag	Hassan	Haveri	Hubballi Dharwad City	K.G.F	Kalaburagi	Kalaburagi City	Karnataka Railways	Kodagu	Kolar	Koppal	Mandya	Mangalooru City	Mysuru City	Mysuru District	Raichur	Ramanagara	Shivamogga	Tumakuru	Udupi	Uttara kannada	Vijayanagara	Vijayapur	Yadgir	Total
1	MURDER	5	4	1	7	17	3	3	2	1	0	0	3	2	1	2	3	1	1	0	4	1	0	1	2	3	4	0	4	2	4	2	3	10	3	1	3	6	2	111
2	DACOITY	0	0	2	1	1	0	0	0	0	0	0	0	0	0	0	0	0	0	1	0	0	0	1	0	1	1	0	0	0	1	1	0	2	0	0	1	0	0	13
3	ROBBERY	0	0	1	2	58	3	0	0	4	0	0	4	2	0	1	1	1	3	0	0	2	1	0	2	0	0	1	2	2	4	1	2	3	0	2	2	0	0	104
3a	CHAIN SNATCHING	2	1	0	1	14	5	0	1	0	0	0	0	2	0	0	5	1	0	0	1	0	6	0	0	0	2	0	7	4	1	4	0	2	0	0	0	0	59	
4a	BURGLARY - DAY	2	4	2	6	11	5	2	1	2	3	0	1	1	0	0	3	3	1	1	1	3	0	0	1	0	2	3	0	1	2	2	5	7	2	0	2	2	0	81
4b	BURGLARY - NIGHT	7	8	8	14	59	17	18	5	11	7	8	7	14	3	2	9	14	8	4	5	12	0	1	8	6	12	8	5	12	4	15	11	20	7	9	4	5	1	368
5	THEFT	29	19	18	33	646	86	31	8	22	11	30	4	40	10	6	24	13	23	6	19	32	112	14	24	19	38	11	43	35	35	40	26	54	11	16	22	36	6	1652
6	RIOTS	8	6	6	24	9	16	6	15	12	2	4	2	13	1	2	2	21	4	0	12	4	0	1	13	10	4	2	1	3	14	5	13	10	4	3	9	16	8	285
7	CASES OF HURT	3	9	10	27	210	40	42	33	31	49	26	20	13	8	10	60	17	21	23	21	13	0	37	21	26	74	9	31	48	21	45	63	50	15	25	5	25	22	1203
8	Spl & Local laws	74	132	41	109	1463	82	57	75	99	113	56	21	62	59	38	84	61	65	41	56	51	5	24	47	73	76	38	59	93	113	146	85	136	137	99	68	140	32	4210
9a	RAPE	0	1	1	1	13	5	0	0	0	0	1	0	0	0	1	2	2	1	0	1	1	0	0	0	1	2	1	0	2	2	2	2	2	0	0	0	1	1	46
9b	DOWRY DEATHS	0	0	1	0	2	0	0	0	0	0	0	0	0	0	0	0	0	1	0	0	0	0	0	0	0	1	0	0	2	1	0	1	0	0	0	0	0	0	9
10	POCSO	2	1	3	7	38	5	2	8	11	10	10	9	7	1	2	6	4	0	4	4	1	0	6	6	4	9	2	2	10	2	4	18	11	5	6	1	2	1	224
11	SC ST & POA Act	6	3	2	4	13	4	2	1	5	11	9	1	3	5	4	9	0	1	1	5	2	0	6	12	3	8	0	1	8	4	5	8	4	3	4	1	4	2	164
12a	107 Cr.P.C.	17	23	9	36	32	13	31	14	20	33	14	46	7	14	16	35	23	43	10	43	15	0	51	48	36	20	61	15	241	17	42	20	16	12	64	7	28	13	1185
12b	109 Cr.P.C.	6	4	7	8	26	14	25	3	2	4	2	1	3	1	3	13	6	6	0	6	3	44	1	5	6	13	0	3	17	12	0	5	10	2	8	2	6	3	280
12c	110 Cr.P.C.	19	0	15	7	216	18	15	0	63	0	2	18	0	5	3	8	10	4	2	12	4	2	0	58	3	0	1	18	6	8	0	0	12	40	1	6	20	2	598
13	CYBER CRIME	2	5	9	2	824	23	0	5	12	14	4	1	7	1	0	5	14	20	6	1	0	0	0	3	0	6	5	32	3	0	35	3	19	3	2	0	5	2	1073
14a	Cr. Br. of Trust	0	0	0	1	9	3	0	0	0	1	0	0	2	0	0	2	0	1	0	1	0	0	0	1	0	0	0	4	0	0	0	0	1	0	0	1	0	2	29
14b	CHEATING	7	11	4	13	255	25	2	2	7	3	7	2	13	4	2	10	3	1	3	3	8	1	7	8	2	6	13	17	6	7	22	15	20	3	6	5	14	5	542
14c	COUNTERFEITING	0	0	0	0	2	1	0	0	0	0	0	0	0	0	0	1	0	0	0	0	0	0	0	0	0	0	0	0	0	0	0	0	0	0	0	0	0	0	4
15	KMMC	0	0	0	0	0	0	0	0	0	0	0	0	0	0	0	0	0	0	0	0	0	0	0	0	0	0	0	0	2	0	0	0	0	0	0	2	0	1	5
15a	MMDR	0	0	0	0	0	0	0	0	0	0	0	0	0	0	0	0	0	0	0	0	0	0	0	0	0	2	0	0	0	1	0	1	0	0	1	0	0	5	
16	Motor vehicles Theft Cases	19	12	13	22	408	63	22	1	15	7	12	0	26	6	1	18	7	12	5	9	27	4	6	12	4	23	4	36	18	15	20	17	28	4	8	9	27	3	943
17	NDPS Cases	1	2	1	7	316	24	1	1	15	9	0	1	1	0	1	2	0	2	18	2	3	4	2	18	0	3	19	3	1	2	15	5	17	104	9	0	0	0	609

CRIME REVIEW FOR THE MONTH OF SEPTEMBER - 2022 (As on 11/10/2022)

Sl. No.	Heads of Crime	During the current year upto the end of month under review	During the corresponding month of previous year	During the previous month	During the current month
	A - IPC Crime				
1	Murder (Sec.302/303 IPC)				
	For gain	44	2	4	6
	Over Property Dispute	24	0	1	3
	Due to Personal Vendetta or enmity	38	3	5	6
	Due to Sexual jealousy	21	4	1	1
	For dowry by burning	0	0	0	0
	For dowry by other means	13	1	2	1
	Due to Communalism	1	0	0	0
	Due to Casteism	3	0	1	0
	Witch Craft (Sorcery)	0	0	0	0
	For Human Sacrifice	0	0	0	0
	Due to Terrorism/Naxalism / Extremism	0	0	0	0
	For Political Reasons	3	0	0	1
	Due to Adultery	9	0	1	1
	Civil Disputes	53	5	4	4
	Electoral Gain	0	0	0	0
	Gang Rivalry	1	0	0	0
	Love Intrigue	9	2	2	1
	Professional	0	0	0	0
	Psychopathic/Serial Killer/Lunacy	0	0	0	0
	Rape with Murder	4	0	1	0
	Revenge/Enemity	49	5	3	5
	Sudden Quarrel	67	4	2	7
	Village Dispute	1	0	0	0
	Custodial	1	0	0	0
	Due to Other Causes	706	69	63	75
	Sub Total	1047	95	90	111
2	ATTEMPT TO MURDER (Sec. 307 IPC)				
	For Gain	22	3	4	5
	Over Property Dispute	81	5	7	6
	Due to Personal Vendetta or enmity	67	4	9	8
	Due to Sexual jealousy	19	1	1	2
	For Dowry other Means	42	5	8	6
	Dowry By Burning	1	0	0	0
	Due to Communalism	6	1	1	0
	Due to Casteism	4	0	1	0
	Witch Craft (Sorcery)	0	0	0	0
	For Human Sacrifice	0	0	0	0
	Terrorism /Naxalism / Extremism	0	0	0	0
	For Political Reasons	22	3	2	6
	Adultery	7	0	1	0
	Electoral Gain	0	0	0	0
	Gang Rivalry	2	1	0	0
	Love Intrigue	14	2	3	1
	Professional	2	0	0	1
	Rape	0	0	0	0
	Revenge/Enemity	170	17	21	24
	Sudden Quarrel	184	16	29	22
	Village Dispute	12	0	1	3
	Due to Other Causes	1375	111	157	143
	Civil Disputes	258	26	24	26
	Sub Total	2288	195	269	253

Sl. No.	Heads of Crime	During the current year upto the end of month under review	During the corresponding month of previous year	During the previous month	During the current month
3	CULPABLE HOMICIDE NOT AMOUNTING TO MUDER (Sec.304 IPC)				
	For Gain	0	0	0	0
	Over Civil Dispute	1	0	0	0
	Due to Personal Vendetta or enmity	0	0	0	0
	Due to Sexual jealousy	0	0	0	0
	For Dowry	0	0	0	0
	Due to Communalism	0	0	0	0
	Due to Casteism	0	0	0	0
	Witch Craft (Sorcery)	0	0	0	0
	For Human Sacrifice	0	1	0	0
	Terrorism /Naxalism / Extremism	0	0	0	0
	For Political Reasons	0	0	0	0
	Adultery	0	0	0	0
	Property Disputes	1	1	0	0
	Electoral Gain	6	0	1	1
	Gang Rivalry	0	0	0	0
	Love Intrigue	0	0	0	0
	Professional	0	0	0	0
	Sudden Quarrel	6	1	0	0
	Due to Other Causes	53	4	5	6
	Sub Total	67	7	6	7
4	ATTEMPT TO CULPABLE HOMICIDE NOT AMOUNTING TO MURDER (Sec. 308 IPC)				
	For Gain	0	1	0	0
	Over Civil Dispute	3	0	0	0
	Due to Personal Vendetta or enmity	1	0	0	0
	Due to Sexual jealousy	0	0	0	0
	For Dowry	0	0	0	0
	Due to Communalism	0	0	0	0
	Due to Casteism	0	0	0	0
	Witch Craft (Sorcery)	0	0	0	0
	For Human Sacrifice	0	0	0	0
	Terrorism /Naxalism / Extremism	0	0	0	0
	For Political Reasons	0	0	0	0
	Due to Other Causes	16	0	0	0
	Adultery	1	0	0	2
	Property Disputes	1	0	0	1
	Electoral Gain	0	0	0	0
	Gang Rivalry	0	0	0	0
	Love Intrigue	0	0	0	0
	Professional	0	0	0	0
	Sudden Quarrel	6	0	0	0
	Sub Total	28	1	0	3
5	RAPE (Sec.376, 376(A) to 376 (D) IPC)				
	Custodial Rape	0	0	0	0
	Attempt to Commit	9	0	3	0
	By a Gang	11	3	2	6
	By Parents	0	0	0	0
	By Hospital Staff	0	0	0	0
	By Husband During SepARATION	4	0	0	0
	By Neighbours	39	4	6	2
	By Relatives	38	5	3	5
	In Jail Custody	0	0	0	0
	In Remand Home	0	0	0	0
	InCest	0	0	0	0
	Known Person	235	35	22	23
	Unknown Person	8	2	0	0
	Due to Other Causes	73	9	11	10
	On Minor	0	0	0	0

Sl. No.	Heads of Crime	During the current year upto the end of month under review	During the corresponding month of previous year	During the previous month	During the current month
	Sub Total	417	58	47	46
6	KIDNAPPING AND ABDUCTION (Sec.360, 361, 363 to 369 IPC)				
	Missing - Boy	517	30	59	78
	Missing - Girl	1472	141	123	171
	For Ransom - of Children	11	0	2	2
	For Ransom - of Children for Begging	0	0	0	0
	For Ransom - of Women	7	0	1	3
	For Ransom - of Girls for Immoral Purpose	0	0	0	0
	For Ransom - of Others	31	6	5	2
	Procuration of Minor Girls - For Prostitution	0	0	0	0
	Procuration of Minor Girls - Importing of Girl	1	1	0	0
	Procuration of Minor Girls - For other Purpose	11	3	0	1
	Espionage	0	0	0	0
	Intent to Steal From Child	0	0	0	0
	Murder (Homicide)	2	0	0	1
	Obtain Signature Forcibly	0	0	0	0
	Recovering Loan	2	2	0	1
	Settling any Disputes	2	0	0	1
	Unnatural Lust / Illicit Intercourse	0	0	0	0
	Wrongful Confinement	9	0	1	0
	For Exporting	0	0	0	0
	From Lawful Guardianship	3	0	0	1
	For Camel Racing Etc.	0	0	0	0
	To Compel For Marriage	20	1	2	2
	For Slavery	0	0	0	0
	For Stealing From its Person	0	0	0	0
	Others	435	31	47	49
	Sub Total	2523	215	240	312
7	DACOITY (Sec. 395 to 398 IPC)				
	At ATM	0	0	0	0
	At Residential Premises	33	1	1	5
	On Highways	35	0	1	3
	In Trains	0	0	0	0
	At Banks	0	0	0	0
	At Commercial Places / Establishments	4	1	1	0
	On Other Roads	47	3	4	2
	In Other Places	42	2	5	3
	River & Sea	0	0	0	0
	Sub Total	161	7	12	13
7a	Preparation And Assembly for Dacoity	246	36	28	29
8	Robbery (Sec.392 to 394 IPC)				
	At ATM	2	0	0	0
	At Residential Premises	121	7	18	19
	On Highways	79	10	9	7
	In Trains	18	0	4	1
	At Banks	5	0	0	1
	At Commercial Places / Establishments	54	2	8	9
	In Other Places	467	42	61	62
	Chain Snatching	531	56	62	59
	Attempt to Commit	44	10	6	5
	Sub Total	1321	127	168	163
9	BURGLARY - NIGHT (Sec. 380 IPC R/W 453 TO 460, 462 IPC)				
	At Residential Premises	1815	199	223	196
	On Highways	2	0	0	1
	In Trains	0	0	0	0
	At Banks	47	6	6	6
	At Commercial Places / Establishments	598	66	90	74
	In Other Places	530	56	67	64
	Temple Theft	255	43	31	27
	Sub Total	3247	370	417	368

Sl. No.	Heads of Crime	During the current year upto the end of month under review	During the corresponding month of previous year	During the previous month	During the current month
10	BURGLARY - DAY (Sec. 380 IPC R/W 453 TO 460, 462 IPC)				
	At Residential Premises	674	51	90	69
	On Highways	0	0	0	0
	In Trains	0	0	0	0
	At Banks	0	0	0	0
	At Commercial Places / Establishments	29	7	5	2
	In Other Places	46	3	8	7
	Temple Theft	15	2	2	3
	Sub Total	764	63	105	81
	Total Burglary (Burglary Day + Burglary Night)	4011	433	522	449
11	THEFT (Sec.379 to 389 IPC)				
	Of sand	795	57	57	54
	Attempt to commit	29	2	2	3
	At ATM	6	1	1	1
	Of Automobiles - Of Tractors	72	0	15	18
	Communication And Elec. Wire	197	14	20	20
	Of Cattle	374	46	35	33
	Of Cycle	85	18	13	6
	Of Automobiles - Of Lorries/Trucks	111	8	9	10
	Of Automobiles - Of Buses	9	0	1	2
	Of Automobiles - Of Cars / Jeeps	215	25	23	22
	Of Automobiles - Of Two Wheelers	8493	885	1006	860
	Of Automobiles - of Three Wheelers	220	13	23	31
	Of Accessories of Motor Vehicle	263	25	30	31
	Govt. Vehicle	2	0	0	0
	Electronic Goods (Radio, TV, VCR, Acs, Office Automation Equipments)	1254	117	201	169
	Of Fire Arms	3	1	0	0
	Of Explosives	1	0	0	0
	Of Cultural - Idols	10	2	2	1
	Of Cultural - Painting	0	0	0	0
	Of Cultrual - Others	186	15	18	13
	Cash	369	36	41	33
	Jewellery	620	58	77	48
	Other Items Not Included Above	1309	126	129	132
	In Running Train	30	11	4	6
	Extortion	114	12	14	15
	House Theft	914	73	122	110
	Servant Theft	241	26	22	34
	Sub Total	15922	1571	1865	1652
12	RIOTS (Sec.141 to 153 IPC)				
	Land Dispute	879	102	77	84
	Employee - Govt.	3	0	0	1
	Labour - Private Sector	7	1	1	1
	Labour - Public Sector	3	0	0	2
	Linguistic	0	0	0	0
	Political	30	1	6	3
	Regional	12	0	1	1
	Sectarian	2	1	0	0
	Students	7	2	1	0
	Tribal	0	0	0	0
	Due to Village Disputes	20	3	2	1
	Communal	15	2	2	0
	Industrial	2	0	0	0
	Caste	6	0	0	0
	Agrarian	2	1	0	1
	Others	2047	200	198	191
	Sub Total	3035	313	288	285
13	OFFENCES AGAINST STATE (Sec. 121 to 130, except 124(A) IPC)	0	0	0	0
14	OFFENCES PROMOTING ENEMITY (Sec. 153(A), 154(B) & 505 IPC)	47	5	10	4
15	CRIMINAL BREACH OF TRUST	330	34	36	29

Sl. No.	Heads of Crime	During the current year upto the end of month under review	During the corresponding month of previous year	During the previous month	During the current month
16	CHEATING (Sec.417 to 420 IPC)	4685	516	512	542
17	COUNTERFEITING (Sec. 231 to 263 (A), 489(A) to 489 (E) IPC)				
	Stock Share, Debenture Certificate	0	0	0	0
	Usage of Counterfeit Stamp	0	0	0	0
	Of Coins (Sec 231 to 254 IPC)	0	0	0	0
	Of Stamps (Sec.255 to 263(A) IPC)	0	0	0	0
	Of Currency Notes And Bank Notes (Sec. 489 (A) to 489 (E) IPC)	18	2	4	4
	Of Others	3	0	2	0
	Sub Total	21	2	6	4
18	FORGERY (Sec. 465, 468, 471, 473, 476, 477 & 477(A) IPC				
	Forgery	287	31	25	33
	Organised (Racket)	0	0	0	0
	Forgery of Passport	2	0	0	0
	Other Forgery	127	18	12	11
	Sub Total	416	49	37	44
19	CASES OF HURT (Sec. 323 to 335 IPC except 328, 332, 333)				
	Acid Attack (326(a))	7	1	0	0
	Attempt to Acid Attack (326(b))	5	0	1	0
	Grievous Hurt	907	88	103	90
	Simple Hurt	10656	991	1072	1113
	Custodial	0	0	0	0
	Sub Total	11575	1080	1176	1203
20	ADULTERATION (Sec. 272, 273 to 276 IPC)				
	Attempt to Commit	0	0	0	0
	Alcoholic Drink (Liquor)	2	1	1	1
	Cement & Chemical/Fertiliser	0	0	0	0
	Cosmetics	0	0	0	0
	Diesel	0	0	0	0
	Drug/Medicine	0	0	0	0
	Edible Oil	0	0	0	0
	Food Grain	0	0	0	0
	Kerosene	0	0	0	0
	Life Saving Drug	0	0	0	0
	Mobile Oil	0	0	0	0
	Petrol	0	0	0	0
	Petroleum Product	0	0	0	0
	Soft Drinks	1	0	0	0
	Spices	0	0	0	0
	Others	15	0	2	1
	Sub Total	18	1	3	2
21	AFFRAY (Sec. 160 IPC)	352	44	48	55
22	ARSON (Sec. 435, 436, 438 IPC)				
	Agricultural Produce	42	0	0	2
	Attempt to Commit	2	1	1	1
	Boat / Ship	0	0	0	0
	Dwelling House	9	1	1	0
	Educational Institution	1	0	0	0
	Govt. Property	5	0	0	1
	Industrial Establishment	0	0	0	0
	Place of worship	0	0	0	0
	Public Place	12	1	1	1
	Railway Property	0	0	0	0
	Vital Installation	0	0	0	0
	Warehouse (Godown)	2	0	0	0
	Others	118	7	13	3
	Sub Total	191	10	16	8
23	ASSAULT (Sec 356, 357 IPC)				
	Attempt To Commit	2	0	0	0
	On Contractor	0	0	0	0
	On Domestic Servant	0	0	0	0
	On Labourer	0	0	0	0
	On Man (General)	7	1	1	1
	On Man (SC)	0	0	0	0
	On Man (ST)	0	0	0	0

Sl. No.	Heads of Crime	During the current year upto the end of month under review	During the corresponding month of previous year	During the previous month	During the current month
	On Manager/Executive (Other Than Public Servant)	1	0	0	1
	On Member of Clergy (Christian, Budhist, Jain, Sikh)	1	0	0	0
	Member of Legislative Assembly / Council (MLA/MLC)	0	0	0	0
	On Member of Parliament (MP)	0	0	0	0
	On other Dignitaries /Public Figures	0	0	0	0
	On Press	0	0	0	0
	On Professional	0	0	0	0
	On Public Servant	2	0	0	0
	On Student	1	0	0	0
	On Teacher	0	0	0	0
	On Women (General)	2	0	0	0
	On Woman (SC)	0	0	0	0
	On Woman (ST)	0	0	0	0
	Sub Total	16	1	1	2
24	COMMUNAL / RELIGION (Sec. 295 to 297 IPC)				
	Attempt to Commit	5	0	2	1
	Caste Issue	7	1	0	0
	Communal Issue	36	5	2	2
	Linguistic Issue	0	0	0	0
	Political Issue	1	0	1	0
	Racial/Ethnic Issue	0	0	0	0
	Regional Issue	14	3	1	1
	Religious Issue	49	7	5	7
	Sectarian Issue	0	0	0	0
	Others	54	2	4	8
	Sub Total	166	18	15	19
25	CRIMINAL CONSPIRACY (Sec. 120(B), 121(A) IPC)				
	Conspiracy To Wage War	5	0	0	0
	Related to Substantive Offence	4	1	1	0
	Others	27	2	1	3
	Sub Total	36	3	2	3
26	CRIMINAL INTIMIDATION (Sec. 504 to 508 IPC)	1593	177	145	146
27	CRIMINAL MISAPPROPRIATION (Sec. 403, 404 IPC)				
	Attempt to Commit	0	0	0	0
	Bank	2	0	1	0
	Business Establishment	1	0	0	0
	Charitable Organisation	1	0	0	1
	Chitfund Organisation	0	0	0	0
	Co-operative Organisation	2	0	0	0
	Commercial Establishment/Shop	0	0	0	0
	Customs Department	0	0	0	0
	Excise Department	0	0	0	0
	Financial Institution	5	0	0	0
	Income Tax Department	0	0	0	0
	Other Government Organisation	1	0	0	0
	Postal Department	0	0	0	0
	Public Sector Undertakings	0	0	0	0
	Railway Department	0	0	0	0
	Revenue Department	0	0	0	0
	Sales Tax Department	0	0	0	0
	Social Organisation (Aided) (N)	0	0	0	0
	Transport Authority	0	0	0	0
	Trust - Other than religious	1	0		0

Sl. No.	Heads of Crime	During the current year upto the end of month under review	During the corresponding month of previous year	During the previous month	During the current month
	Trust - Religious	0	0	0	0
	Others	8	2	1	3
	Sub Total	21	2	2	4
28	CRIMINAL TRESPASS (Sec.447 to 452 IPC)				
	Attempt to Commit	6	0	0	0
	Club	0	0	0	0
	Hostel	2	0	0	0
	Hotel	6	0	2	0
	House	385	34	41	45
	Land	790	91	73	87
	Office	32	4	3	4
	Prohibited Places	15	0	6	2
	Religious Place	8	0	1	1
	Restricted Area	11	2	3	1
	Others	142	10	18	18
	Sub Total	1397	141	147	158
29	CRUELTY BY HUSBAND (Sec. 498(A) IPC)				
	Husband	757	79	59	69
	Husband And Relative(S) in Law	1051	123	117	112
	Relative(S) in Law	21	4	3	1
	Dowry Harassment	352	36	41	51
	Prevention of Gaming	0	0	0	0
	Sub Total	2181	242	220	233
30	DOWRY DEATHS (Sec.304(B) IPC)				
	By Husband	10	1	1	2
	By Husband And Relatives In Law	45	3	6	2
	By Relatives in Law	0	0	0	0
	By Burning	0	0	0	0
	By Hanging	50	3	4	5
	By Other Means	8	0	1	0
	Sub Total	113	7	12	9
31	DEATHS DUE TO RASHNESS/ NEGLIGENCE (Sec.304(A) IPC)				
	Electrocution	11	2	1	3
	Adulterated Food/Drug	0	0	0	0
	Accident by Air	0	0	0	0
	Boad Accident	1	0	0	0
	Bridge/Dam Collapse	0	0	0	0
	Building Collapse	7	0	1	1
	Caused By Animal	0	0	0	0
	Death Due to Other Cause	69	7	8	8
	Electrocution Accident	46	6	4	6
	Explosion Accident	2	0	0	0
	Fire accident	4	0	0	0
	Gas Leakage Accident	1	0	0	0
	Improper Infrastructure In Construction	47	10	5	6
	Improper Medical Treatment	2	0	0	1
	In Custody of Public Servant	0	0	0	0
	In Jail/Judicial Custody	0	0	0	0
	In Police Custody	0	0	0	0
	Industrial Accident (Factory)	4	2	0	0
	Inflammable Substance	0	0	0	0
	Mine Accident	0	0	0	0
	Poisonous Substance	0	0	0	0
	Quarry Accident	0	0	0	0
	Spurious Liquor (Hooch) Accident	0	0	0	0
	Railway Accident	0	0	0	0
	Others	57	6	5	3
	Sub Total	251	33	24	28
32	MOTOR VEHICLE ACCIDENTS FATAL (Sec.304(A) IPC)				
	National Highways	2784	270	307	241
	State Highways	2246	211	227	193
	Other Roads	2846	267	267	267
	Other Places	156	11	11	16
	Sub Total	8032	759	812	717

Sl. No.	Heads of Crime	During the current year upto the end of month under review	During the corresponding month of previous year	During the previous month	During the current month
33	MOTOR VEHICLE ACCIDENTS NON-FATAL (Sec.279, 337, 338 IPC)				
	National Highways	7008	705	732	731
	State Highways	5096	484	563	504
	Other Roads	8991	897	1000	987
	Other Places	337	38	20	34
	Sub Total	21432	2124	2315	2256
34	DEATHS-MISCARRIAGE (Sec.312, 313, 314 IPC)				
	Child	10	0	0	2
	Woman	2	1	0	2
	Women and Child	0	0	0	0
	Sub Total	12	1	0	4
35	DEFENCE FORCES OFFENCES RELATING (also relating to desertion) (Sec.131 to 140, except 136 IPC)				
	Air Force	0	0	0	0
	Army	1	0	0	0
	Navy	0	0	0	0
	Sub Total	1	0	0	0
36	ESCAPE FROM LAWFUL CUSTODY AND RESISTANCE (Sec.224, 225, 225(B) IPC)				
	From Jail Custody	8	1	0	0
	From Police Custody	16	2	3	1
	Others	4	0	1	0
	Sub Total	28	3	4	1
37	IMPERSONATION (Sec.170, 171 IPC)				
	Attempt to Commit	4	0	0	0
	Non-Uniformed Authority	2	0	0	0
	Uniformed Authority	0	0	0	0
	Sub Total	6	0	0	0
38	MISCHIEF (Sec.427 to 440 except 434, 435, 436, 438 IPC)	324	49	30	46
39	MOLESTATION (Sec.354 IPC)				
	Attempt to Commit	95	9	11	10
	Private Place	716	78	56	84
	Public Conveyance	6	1	0	2
	Public Place	1421	150	136	203
	Other Places	2158	203	176	204
	Sub Total	4396	441	379	503
40	POISONING-PROFESSIONAL (Sec. 328 IPC)				
	Attempt to Commit	9	0	3	1
	Fatal	1	0	0	0
	Non Fatal	5	0	4	0
	Sub Total	15	0	7	1
41	PORNOGRAPHY (Sec.292 to 294 IPC)				
	Advertisement	0	0	0	0
	Audio Tape	0	0	0	0
	Book	0	0	0	0
	Computer Software	0	0	0	0
	Figures	0	0	0	0
	Film (Blue)	0	0	0	0
	Painting	0	0	0	0
	Pamphlet	0	0	0	0
	Paper	0	0	0	0
	Photography	0	0	0	0
	Poster	0	0	0	0
	Video Film(Blue)	0	0	0	0
	Others	2	0	0	0
	Sub Total	2	0	0	0
42	PUBLIC JUSTICE (Sec.213 to 215 IPC)	6	0	1	1
43	PUBLIC NUISANCE (Sec.291 and 510 IPC)	97	7	15	51

Sl. No.	Heads of Crime	During the current year upto the end of month under review	During the corresponding month of previous year	During the previous month	During the current month
44	PUBLIC SAFETY (Sec.269 to 271, 277, 283, 289 IPC)	2404	212	398	316
45	OFFENCES AGAINST PUBLIC SERVANTS (Public servant is a victim) (Sec 182-188, 332, 333, 353 IPC)				
	Attempt to Commit	11	1	1	0
	Defence Personnel	0	0	0	0
	Jail Personnel	3	0	0	1
	Judicial Official	7	0	0	3
	Minister	0	0	0	0
	MLA	0	0	0	0
	MP	0	0	0	0
	Nationalised Bank Personnel	1	0	0	1
	Other Elected Member	2	0	0	0
	Other Enforcement Official	3	2	0	1
	Other Govt. Official	318	46	29	40
	Para Military Personnel	1	1	0	0
	Police Personnel	312	40	38	32
	Public Sector Undertaking Official	75	8	11	10
	Sub Total	733	98	79	88
46	OFFENCES BY PUBLIC SERVANTS (EXCEPT CORRUPTION) (Public servant is accused) (Sec.128, 139, 167, 218, 221, 222 IPC)				
	Defence Personnel	0	0	0	0
	Jail Personnel	0	0	0	0
	Judicial Official	0	0	0	0
	Minister	0	0	0	0
	MLA	0	0	0	0
	MP	0	0	0	0
	Nationalised Bank Personnel	0	0	0	0
	Other Elected Member	0	0	0	0
	Other Enforcement Official	0	0	0	0
	Other Govt. Official	5	0	0	0
	Para Military Personnel	0	0	0	0
	Police Personnel	2	0	0	0
	Public Sector Undertaking Official	0	0	0	0
	Others	5	0	0	1
	Sub Total	12	0	0	1
47	NEGLIGENT ACT (Sec.280 to 289, 336 to 338 except 283 IPC)				
	Death Caused By Electric Shock	64	1	10	8
	Animal -Related	20	6	3	2
	Boat/Vessel - Related	3	0	0	0
	Explosive/Explosive Substances - Related	16	0	2	1
	Inflammable Substance- Related	7	2	0	0
	Machinery - Related	95	7	6	8
	Poisonous Substance - Related	7	3	0	1
	Other - Related	722	81	158	61
	Human - Related	255	42	30	12
	Sub Total	1189	142	209	93
48	RECEIVING OF STOLEN PROPERTY (Sec.411 to 414 IPC)	1	0	0	0
49	SEDITION (Sec. 124A IPC)				
	Attempt to Commit	0	0	0	0
	By Foreigner	0	0	0	0
	By National	0	0	0	0
	By National And Foreigner	0	0	0	0
	Sub Total	0	0	0	0

Sl. No.	Heads of Crime	During the current year upto the end of month under review	During the corresponding month of previous year	During the previous month	During the current month
50	INSULTING MODESTY OF WOMEN (EVE TEASING) (Sec.509 IPC)				
	Attempt to Commit	2	0	1	0
	Office	4	0	0	1
	Public Conveyance	0	0	0	0
	Public Place	22	4	1	3
	Other Places	24	2	4	3
	Sub Total	52	6	6	7
51	SUICIDE (Sec.305, 306, 309 IPC)				
	Dowry	14	1	0	3
	Abetment of Suicide	246	21	27	34
	Other Reasons	240	25	22	24
	Attempt to Commit suicide	82	18	7	11
	Sub Total	582	65	56	72
52	UNNATURAL SEX (Sec.377 IPC)				
	Abetment	0	0	0	0
	Animal	3	1	0	0
	Attempt	0	0	0	0
	Major - Man	2	0	0	0
	Major - Woman	2	0	1	0
	Minor - Boy	2	0	0	1
	Minor - Girl	0	0	0	0
	Sub Total	9	1	1	1
53	WRONGFUL RESTRAINT/CONFINEMENT (Sec.341 to 348 IPC)				
	Attempt to Commit	15	2	2	2
	To Extort Confession	1	1	0	1
	To Extort Property	15	1	1	1
	To settle Dispute	15	1	0	3
	Others	262	30	33	22
	Sub Total	308	35	36	29
54	INFANTICIDE (Sec.315, 316 IPC)				
	Male	0	0	0	0
	Female	0	0	0	0
	Sub Total	0	0	0	0
55	OFFENCES RELATED TO MARRIAGE (Sec.493 to 498 IPC)	28	3	5	3
56	BUYING & SELLING MINOR FOR PROSTITUTION (Sec.372, 373 IPC)	0	0	0	0
57	DOCUMENTS & PROPERTY MARKS (Sec.483 to 489 IPC)				
	Documents	0	0	0	0
	Property	2	0	0	0
	Sub Total	2	0	0	0
58	DEFAMATION (Sec.500 to 502 IPC)				
	Persons	3	1	0	1
	Printed Matter	1	0	0	0
	Others	3	0	1	0
	Sub Total	7	1	1	1
59	ELECTION(Sec.171(E) to 171(1) IPC)				
	Assembly	3	0	2	0
	Parliament	0	0	0	0
	Other Elected Bodies	10	1	0	0
	Sub Total	13	1	2	0
60	SLAVERY (Sec.370, 371, 374 IPC)				
	Man	0	0	0	0
	Woman	6	1	0	0
	Boy	0	1	0	0
	Girl	1	0	0	0
	Sub Total	7	2	0	0

Sl. No.	Heads of Crime	During the current year upto the end of month under review	During the corresponding month of previous year	During the previous month	During the current month
61	Attempting to commit offences (Sec.511 IPC)				
	Attempting to commit offences	181	14	23	26
	Sub Total	181	14	23	26
62	ILLEGAL DETENTION (Sec.342 IPC)	1	0	0	0
63	FALSE EVIDENCE (Sec.191 to 205 IPC)	19	0	1	1
64	EXPOSURE AND ABANDONMENT OF CHILD (Sec.317 IPC)				
	Boy	22	7	2	2
	Girl	28	5	2	4
	Sub Total	50	12	4	6
65	OF ABETMENT (Sec.107 to 120 IPC)	6	0	0	1
66	FAILURE TO APPEAR TO COURT (Sec.174, 229A IPC)				
	174 A	32	2	4	7
	229 A	223	15	27	18
	Sub Total	255	17	31	25
67	Concealment of birth by secret disposal of Child				
	Girl	15	2	2	0
	Boy	22	3	1	0
	Sub Total	37	5	3	0
68	ASSAULT OR USE OF CRIMINAL FORCE TO DISROBE WOMEN	10	2	1	2
69	Disobedience to Order Promulgated by Public/Servant				
	By Others	45	4	1	22
	By Private Institution	3	0	1	0
	By Govt. Institution	27	3	0	3
	Sub Total	75	7	2	25
70	Human Trafficking				
	Eunuch	0	0	0	0
	Men	0	0	0	0
	Boy	5	0	0	0
	Women	5	0	0	1
	Girl	3	0	0	1
	Sub Total	13	0	0	2
71	Aadhaar Act				
	Impersonation	0	0	0	0
	Offence by Company	0	0	0	0
	Offence by individual	0	0	0	0
	Sub Total	0	0	0	0
72	Giving false information respecting an offence com				
	Giving false information respecting an offence committed	5	0	0	1
	Sub Total	5	0	0	1
	Total Cognizable Crime Under IPC	94825	9430	10368	10096
	B - SPECIAL & LOCAL LAWS				
1	ANTIQUES (CULTURAL PROPERTY)				
	Antiques & Art Treasures Act 1972	1	0	0	0
	Ancient Monument & Archaeological Sites And Remains Act 1958	4	0	0	1
	Sub Total	5	0	0	1
2	ARMS ACT 1959				
	Country Made - Non Prohibited Bore - In Disturbed Area	8	0	1	2
	Country Made - Non Prohibited Bore - In Other Area	73	14	10	8
	Country Made - Prohibited Bore - In Disturbed Area	9	2	1	0
	Country Made - Prohibited Bore - In Other Area	61	8	7	9
	Factory Made - Non Prohibited Bore - In Disturbed Area	0	1	0	0
	Factory Made - Non Prohibited Bore - In Other Area	32	6	5	6
	Factory Made - Prohibited Bore - In Disturbed Area	5	0	0	1
	Factory Made - Prohibited Bore - In Other Area	16	6	3	1

Sl. No.	Heads of Crime	During the current year upto the end of month under review	During the corresponding month of previous year	During the previous month	During the current month
	Sub Total	204	37	27	27
3	ANIMAL				
	The Karnataka Prevention of Slaughter and Preservation of Cattle Ordinance 2020	203	0	18	21
	Wild Life Preservation Act 1972	1	0	0	0
	Wild Life Protection Act 1972	1	1	1	0
	Prevention of Cruelty to Animals Act 1960	142	42	12	21
	Elephant (Preservation) Act 1879	0	0	0	0
	Cattle Trespass Act 1871	5	2	0	1
	Sub Total	352	45	31	43

Sl. No.	Heads of Crime	During the current year upto the end of month under review	During the corresponding month of previous year	During the previous month	During the current month
4	CINEMATOGRAPHY ACT 1952				
	Films	1	0	1	0
	Video	0	0	0	0
	Sub Total	1	0	1	0
5	CONSUMER				
	Liquified Petroleum Gas Supply & Control Order 2000	49	1	8	9
	Consumer (Protection) Act 1986	7	1	1	0
	Essential Commodities Act 1955	620	40	91	57
	Prevention of Food Adulteration Act 1954	12	0	1	1
	Packaged Commodities (Regulation) order 1975	2	0	0	0
	Sub Total	690	42	101	67
6	COPY RIGHT ACT 1957				
	By Company	103	14	11	15
	By Individual	59	5	5	8
	Sub Total	162	19	16	23
7	CIVIL RIGHTS				
	Protection of Civil Rights Act 1955	4	0	0	2
	Sub Total	4	0	0	2
8	SCHEDULED CASTE AND THE SCHEDULED TRIBES				
	Scheduled Caste	997	106	86	108
	Scheduled Tribes	209	18	19	14
	Scheduled Caste Women	353	35	28	34
	Scheduled Tribes Women	96	11	9	8
	Sub Total	1655	170	142	164
9	CHILDREN ACT				
	Child Labour (Prohibition & Regulation) Act 1986	56	2	2	2
	Child Marriage (Restraint) Act - 1929	172	29	20	17
	Juvenile Justice Act 1986	64	3	11	12
	Probation of offenders Act 1958	3	0	0	0
	Protection of Children from Sexual Offences Act 2012 (POCSO)	0	0	0	0
	Sub Total	295	34	33	31
10	PREVENTION OF CORRUPTION ACT 1988				
	Public Servant - Elected	0	0	0	0
	Public Servant - Gazetted - Central	0	0	0	0
	Public Servant - Gazetted - Defence	0	0	0	0
	Public Servant - Gazetted - Public Sector Undertaking	0	0	0	0
	Public Servant - Gazetted - State	0	0	0	0
	Public Servant - Non-Gazetted - Central	0	0	0	0
	Public Servant - Non-Gazetted - Defence	0	0	0	0
	Public Servant - Non-Gazetted - State	0	0	0	0
	Sub Total	0	0	0	0
11	CUSTOMS				
	Customs Act 1962	0	0	0	0
	Import/Export (Control) Act 1947	0	0	0	0
	Sub Total	0	0	0	0
12	Explosives				
	Explosives Substances Act 1908	18	2	2	1
	Explosives Act 1884	20	3	1	6
	Inflammable Substance Act 1952	1	0	0	0
	Sub Total	39	5	3	7
13	FOREIGN EXCHANGE				
	Smugglers and Foreign Exchange Manipulator Act 1976	0	0	0	0
	Foreign Exchange Regulation Act 1973	0	0	0	0
	Foreign Exchange Regulation Act 1952	0	0	0	0
	Sub Total	0	0	0	0
14	FOREIGNER				
	Foreigners Act 1946	39	5	3	1

Sl. No.	Heads of Crime	During the current year upto the end of month under review	During the corresponding month of previous year	During the previous month	During the current month
	Registration of Foreigners Act 1939	0	0	0	0
	Sub Total	39	5	3	1
15	FOREST				
	Indian Forest Act 1927	5	1	0	0
	Forest (Conservation) Act 1980	12	2	2	3
	Sub Total	17	3	2	3
16	HIJACKING				
	Foreign Aircraft - In India	0	0	0	0
	Foreign Aircraft - Outside India	0	0	0	0
	Indian Aircraft - In India	0	0	0	0
	Indian Aircraft - Outside India	0	0	0	0
	Sub Total	0	0	0	0
17	IMMORAL TRAFFIC				
	Organised	115	11	10	12
	Un-Organised	76	16	4	8
	Sub Total	191	27	14	20
18	BONDED LABOUR SYSTEM	8	1	1	0
19	INDIAN MOTOR VEHICLE	8	2	1	2
20	NARCOTIC DRUGS & PSYCHOTROPIC SUBSTANCES ACT				
	Cultivated/Processed	2607	242	331	260
	Synthetic	2214	190	359	349
	Sub Total	4821	432	690	609
21	PASSPORT ACT				
	Foreigner	1	0	0	0
	Indian	14	1	1	0
	Sub Total	15	1	1	0
22	REPRESENTATIVE OF PEOPLE ACT 1951 & 1988				
	Assembly	0	0	0	0
	Parliament	0	0	0	0
	Other Elected Bodies	6	0	0	0
	Sub Total	6	0	0	0
23	KARNATAKA POLICE ACT 1963				
	Gambling - Matka (78 Class C)	4574	622	530	475
	Street Gambling (87)	4700	564	482	468
	House Gambling (79 & 80)	173	35	29	22
	Betting	605	62	15	21
	Others	317	25	33	46
	Sub Total	10369	1308	1089	1032
24	PREVENTION OF DAMAGE TO PUBLIC PROPERTY ACT 1984	132	11	8	10
25	POST & TELEGRAPH, TELEGRAPH WIRES (UNLAWFUL POSSESSION) ACT 1980	3	0	0	1
26	OFFICIAL SECURITY RELATED ACTS				
	Official Secrets Act 1923	0	0	0	0
	Essential Services Maintenance Act 1981	0	0	0	0
	Sub Total	0	0	0	0
27	PREVENTION OF TERRORISM ACT (POTA)	0	0	0	0
28	RAILWAYS ACT				
	Indian Railways Act 1989	6	3	1	0
	Railway Property (Unlawful Possession) Act 1966	0	1	0	0
	Sub Total	6	4	1	0
29	UNLAWFUL ACTIVITIES (Prevention) Act 1967	2	0	0	1
30	CRIMES RELATED TO WOMEN				
	Dowry Prohibition	1631	193	146	172
	Commission of SATI (Prevention) Act 1987	0	0	0	0
	Indecent Representation of Women (Prohibition) Act 1986	2	0	0	0
	Sub Total	1633	193	146	172
31	INDIAN LUNACY ACT	0	0	0	0

Sl. No.	Heads of Crime	During the current year upto the end of month under review	During the corresponding month of previous year	During the previous month	During the current month
32	INDIAN ELECTRICITY ACT	12	3	0	2
33	COTPA, CIGARETTES AND OTHER TOBACCO PRODUCTS	169	30	19	15
34	KARNATAKA STATE LOCAL ACTS				
	Karnataka Epidemic Diseases Act 2020	62	42	0	0
	Banning of Unregulated Deposit Schemes Act	4	0	0	1
	The Karnataka Prevention of Dangerous Activities of Bootleggers, Drug-offenders, Gamblers, Goonda Act	2	0	1	0
	Karnataka Cow Slaughters Act	331	36	32	26
	Motor Spirit and High Speed Diesel (Regulation of supply, Distribution and Prevention of Malpractice	1	0	0	0
	Karnataka Prevention of Slaughter and Preservation of Cattle Act 2020	199	2	24	12
	Disaster Management Act 2005	33	17	0	0
	Karnataka Excise Act 1965	7537	547	766	581
	Karnataka Forest Act 1963	62	10	9	10
	Karnataka Education Act 1983 As Amended Upto Date	4	0	0	1
	Karnataka Kerosene Restriction Unuse Act 1956	1	0	0	1
	Karnataka University Act	0	0	0	0
	Karnataka Corruption Act	1	0	0	0
	Karnataka Medical Registration Act 1965	1	1	0	
	Karnataka Land & Revenue Act 1964 & 2007	35	5	3	5
	Karnataka Kerosene Dealers License Order 1969	0	0	0	0
	Karnataka Society Registration Act	1	0	0	0
	Karnataka Minor Mineral Consistent Rule 1994	53	3	3	5
	Bangalore Development Authority Act	0	0	0	0
	Karnataka Prohibition of Beggery Act 1975	1	0	0	0
	Karnataka Municipalities Act 1964	1	0	0	0
	Karnataka Irrigation Act 1963	3	0	0	0
	Karnataka Fire Force act 1964	7	1	2	0
	Karnataka Consumer Protection Act 1986	2	0	1	0
	Karnataka Lottery Act	47	0	5	8
	Karnataka Weight & Measurement Act	0	0	0	0
	Karnataka Agriculture Marketing Regulation Act	0	0	0	0
	Karnataka Revenue Act	1	0	0	0
	Karnataka Mining Act	2	2	0	0
	Karnataka Betting Tax Act	0	0	0	0
	Karnataka Panchayat Raj Act	0	0	0	0
	Karnataka Open Place Disfigurement Act 1951	76	0	14	11
	Karnataka Right To Information Act 2000 & 2008	0	0	0	0
	Karnataka Urban Development Act 1987	0	1	0	0
	Karnataka Town & City Planning Act 1961	0	0	0	0
	Karnataka Race Betting Act	0	0	0	0
	Karnataka Devadasi's (Prohibition Of Dedication) Act 1982	1	0	0	0
	Cooperative Society Act	0	0	0	0
	Karnataka Entertainment Tax Act 1958	3	1	0	0
	Karnataka Land Acquisition (Prohibition) Act 2007	0	0	0	0
	Karnataka Money Lender Act 1961	8	0	1	1
	Karnataka Stamp Act 1957	0	0	0	0
	Karnataka Prisoners Act 1963 & 1974	25	1	3	2
	Karnataka Private Medical Institution Act 2007	2	0	0	0
	MMRD (Mines & Minerals Regulation Development) Act 1957	102	12	9	5
	Karnataka Treasure Trove Act 1962	2	0	1	0
	Karnataka Prohibition of Charging Exorbitant Interest Act 2004	20	1	0	1
	Karnataka Ayurvedic And Unani Pract. Regis. & Medical Prac. Misc. Prov. Act	0	0	0	0
	Other Local Acts	101	28	12	10
	Sub Total	8731	710	886	680

Sl. No.	Heads of Crime	During the current year upto the end of month under review	During the corresponding month of previous year	During the previous month	During the current month
35	CYBER CRIME				
	Information Technology Act 2000, 2009	8983	959	1109	1073
	Sub Total	8983	959	1109	1073
36	NATIONAL SECURITY ACT	0	0	0	0
37	POCSO				
	Custodial Rape	1	0	0	0
	Gang Rape	9	0	1	0
	Rape with Murder	1	0	0	0
	Rape	1581	204	147	150
	Others	662	64	63	74
	Sub Total	2254	268	211	224
	Total (Item 1 to 36)	40806	4309	4535	4210
C. CRIMES AGAINST WOMEN					
1	Rape (Sec. 376 IPC)				
	1.1 Custodial Rape	0	0	0	0
	1.2 Gang Rape	11	3	2	6
	1.3 other Cases of Rape	406	55	45	40
	Sub Total	417	58	47	46
2	Outraging modesty (Molestation) (sec.354 IPC)	4396	441	379	503
3	Kidnapping & Abduction of Women: (Sec.366 IPC)	133	14	12	12
4	Insulting modesty (Eve-Teasing) (Sec.294 & 509 IPC if victim is a woman)	52	6	6	7
5	Murder for Dowry - by burning (Sec.302 IPC)	0	0	0	0
6	Murder for Dowry - by other means (Sec.302 IPC)	13	1	2	1
7	Murder for other reasons	330	22	31	36
8	Attempt to Commit Murder for dowry by burning (Sec.307 IPC)	1	0	0	0
9	Attempt to Commit Murder for dowry by other means (Sec.307 IPC)	42	5	8	6
10	Attempt to Commit murder for other reasons	600	55	68	58
11	Dowry Death-by burning (Sec.304-B IPC)	0	0	0	0
12	Dowry Death-by other Means (Sec.304(B) IPC)	113	7	12	9
13	Cruelty by Husband or Relatives of Husband (Sec.498-A IPC)	2181	242	220	233
14	Abetment of Suicide (Sec.306 IPC)	115	12	16	20
15	Immoral Traffic (prevention) Act.	191	27	14	20
16	Indecent Representation of Women(Prohibition) Act-1986	2	0	0	0
17	Pornography	0	0	0	0
18	Offences against Public Servants (Sec.182-188-333-353 IPC)	78	12	6	10
19	Offences related to Marriage	23	0	4	3
20	Cyber Crimes	2829	283	358	389
	Total (Item 1 to 20)	11516	1185	1183	1353

Sl. No.	Heads of Crime	During the current year upto the end of month under review	During the corresponding month of previous year	During the previous month	During the current month
<u>D.CRIME AGAINST CHILDREN</u>					
1	Infanticide/ Foeticide (Sec. 315 & 316 IPC)	0	0	0	0
2	Rape on Minor	0	0	0	0
3	Exposure & abandonment (Sec. 317 IPC)	50	12	4	6
4	Kidnapping & Abduction of Children	2250	189	209	281
4.1	For Ransom - of Children	8	0	2	1
4.2	of Children - for begging	0	0	0	0
4.3	of Girls - Immoral Purpose	0	0	0	0
4.4	With intent to Steal from Child	0	0	0	0
4.5	Lawful Guardianship	1	0	0	1
4.6	Procuration of Minor Girls - For Prostitution	0	0	0	0
4.7	Procuration of Minor Girls - Importing of Girl	1	1	0	0
4.8	Procuration of Minor Girls - For Other Purposes	10	2	0	1
	Sub Total	2270	192	211	284
5	Selling of girls for Prostitution (Sec.372 IPC)	0	0	0	0
6	The Prohibition of Child Marriage Act - 2006	172	29	20	17
7	POCSO Act	2254	268	211	224
8	Death of Children due to miscarriage	12	1	0	4
9	Juvenile Justice Act	64	3	11	12
10	Child Labour (Pro.& Reg.) Act	56	2	2	2
11	Probation of Offenders Act	3	0	0	0
	Total (Item 1 to 11)	4881	507	459	549

Sl. No.	Heads of Crime	During the current year upto the end of month under review	During the corresponding month of previous year	During the previous month	During the current month
<u>E. CRIME AGAINST SCHEDULED CASTES /TRIBES BY NON SCs/STs</u>					
1	Murder	69	7	3	6
2	Rape	161	15	25	13
3	Kidnapping	16	0	6	2
4	Offences under the Protection of Civil Rights Act.	4	0	0	2
5	Offences under the SC & ST (prevention of Atrocities) Act 1989 (if the victim is SC)	1405	148	108	141
	Total (Item 1 to 5)	1655	170	142	164

G. MOTOR VEHICLE ACCIDENTS (DURING SEPTEMBER 2022)

Sl.No.	Location of Accidents	No. of Cases			No. of Persons		
		Fatal	Non-Fatal	Total	Killed	Injured	Total
1	National Highways	241	731	972	260	1132	1392
2	State Highways	193	504	697	206	912	1118
3	Other Roads	283	1021	1304	297	1454	1751
	TOTAL	717	2256	2973	763	3498	4261

1. 717 Fatal cases have been reported in September 2022, on an average 24 fatal cases reported per day.
2. 2256 Non Fatal cases have been reported in September 2022, on an average 75 non fatal cases reported per day
3. Out of 717 fatal cases reported 241 of the cases are on National Highways.
4. Out of 2256 non fatal cases reported 731 of the cases are on National Highways.
5. Out of 763 persons killed in road accidents 260 persons killed in National highways, i.e., 34% persons killed in National highways
6. Out of 3498 persons injured in road accidents 1132 persons injured in National highways, i.e., 32% Persons injured in National highways

KARNATAKA SAKALA SERVICES ACT, 2011 AND (AMENDMENT) ACT, 2014**Unitwise - Month wise Report on Receipts & Disposals - September - 2022**

Police Department has implemented 24 SAKALA Services through PoliceIT Application. The district wise details of received, disposed and overdue status of services for September 2022 as on 30.09.2022 are as under.

SI No	District	No. of SAKALA Receipts during the Month	No. of SAKALA Disposals during the Month	No. of Pendency After due date as on 30.09.2022
1	Bengaluru City	26667	26135	0
2	Belagavi City	3003	2740	55
3	Hubli-Dharwad City	1241	1282	42
4	Mysore City	4546	4364	62
5	Mangalore City	3359	2998	61
6	Bagalkot	2471	2252	70
7	Ballari	1408	1296	19
8	Belagavi	1420	1421	26
9	Bengaluru Rural	2346	2029	175
10	Bidar	1325	1109	0
11	Chamarajanagar	1483	1188	13
12	Chikkaballapura	1875	1846	5
13	Chikkamagaluru	2353	1843	3
14	Chitradurga	1725	1553	7
15	Dakshina Kannada	782	662	9
16	Davanagere	1712	1519	5
17	Dharwad	1477	1526	8
18	Gadag	1197	1090	7
19	Hassan	2337	2247	9
20	Haveri	1735	1751	9
21	Kalaburagi	1072	1115	47
22	Kodagu	1029	883	1
23	Kolar	2355	1225	8
24	KGF	895	809	20
25	Koppal	810	766	1
26	Mandya	3054	3065	25
27	Mysuru	2304	1934	22
28	Raichur	877	871	6
29	Ramanagara	2669	2436	29
30	Shivamogga	2569	2407	19
31	Tumakuru	2851	2512	25
32	Udupi	2040	2085	0
33	Uttara Kannada	2874	2948	9
34	VijayaNagara	787	941	21
35	Vijayapura	2809	2740	13
36	Yadgir	508	471	24
	Total	93965	88059	855

KARNATAKA SAKALA SERVICES ACT, 2011 AND (AMENDMENT) ACT, 2014**Unitwise - Month wise Report on Receipts & Disposals - September - 2022**

Police Department has implemented 24 SAKALA Services through PoliceIT Application. The Service wise details of received, disposed and overdue status of services for September 2022 as on 30.09.2022 are as under

Sl. No	Service Name	Stipulated Time	No. of Receipts During the Month	No. of Disposal During the Month
1	Arms License Issue and Renewal Verification	30	32	6
2	Certification of Finger Print	20	5	6
3	Disposal of Petitions	45	24871	21732
4	Issue of copy of FIR to the complainant	1	16298	16298
5	License for Amplified Sound System	3	609	610
6	License for Amusement	15	0	0
7	Missing Report of documents, Mobile phone etc	1	11323	11323
8	No objection to return to India permission in respect of Tibetans	20	0	0
9	No obligation to return to India (NORI) Certificate	20	0	0
10	NOC for Crackers License	7	54	52
11	NoC for Passport Verification	20	698	662
12	NOC for petrol pump,gas agency,hotel,bar etc.	7	2	2
13	NOC for Residential Permit Extension	7	0	0
14	NOC required for setting up of Petroleum, Diesel and Naphtha, Sale, Transport	21	0	0
15	Permission for Peaceful Assembly and procession	15	0	0
16	Police Clearance Certificate for going abroad (Visa for studies)/ Police Clearance Certificate for Foreign Nationals	20	383	383
17	Police verification Certificate for Coolies/Loader/Class IV Security Staff/ Supervisor at Airport (Individual applicants only)	20	6971	6971
18	Police Verification Certificate for domestic servants/house keeping	20	64	95
19	Police Verification Certificate for Institutions/ Companies	20	106	106
20	Police verification Certificate for Marriage Alliances	20	21	22
21	Police verification Certificate for Training Apprenticeship at Public Undertakings /for trainees/ Workers working on daily wages at Govt. Institutions	20	2722	2790
22	PVC for Central /State Govt. employees if request is received directly by the employee	20	1667	1583
23	Service Verification	20	28139	25418
24	Temporary Licence for Sale of Crackers	7	0	0
	Total		93965	88059

Comparitive Crime Statement 17 for the Years 2020, 2021, and 2022

KARNATAKA STATE	2020														2021														2022 As on 30/09/2022													
	Rep	Fal	Tr	Tru	NI	Con	Dis/ACQ	Com	PT	UI	Un	OD	AB	Rep	Fal	Tr	Tru	NI	Con	Dis/ACQ	Com	PT	UI	Un	OD	AB	Rep	Fal	Tr	Tru	NI	Con	Dis/ACQ	Com	PT	UI	Un	OD	AB			
PART-I (IPC Cases)																																										
Murder	1318	63	28	1227	1	12	35	1	1053	30	51	0	45	1350	58	28	1265	1	2	12	0	1098	97	24	1	31	1047	19	19	1009	0	0	1	0	599	399	0	1	9			
Attempt to murder	2365	104	9	2252	0	11	85	12	2048	46	29	4	17	2468	142	9	2317	0	5	25	4	1977	262	26	5	13	2288	43	3	2242	0	0	1	1	724	1509	5	2	0			
C.H.Not Amounting to murder	72	9	1	62	1	0	1	0	59	1	0	0	1	86	7	0	79	0	0	3	0	57	18	0	0	1	67	0	0	67	0	0	0	0	25	42	0	0	0			
Dacoity	188	18	2	168	0	0	3	0	146	12	7	0	0	180	13	3	164	0	0	1	0	119	38	6	0	0	163	6	3	154	0	0	0	0	57	97	0	0	0			
Preparation And Assembly For Dacoity	334	1	0	333	0	0	2	0	326	4	0	1	0	389	0	0	389	0	1	1	0	377	9	1	0	0	244	0	0	244	0	0	0	0	142	102	0	0	0			
Robbery	858	24	13	821	0	2	5	1	674	17	118	1	3	983	29	22	932	0	1	4	1	670	146	109	0	1	790	11	7	772	0	1	0	0	250	516	5	0	0			
Chain Snatching	525	3	2	520	1	0	3	2	352	18	144	0	1	663	12	5	646	0	1	1	0	425	118	101	0	0	531	1	8	522	0	0	0	0	149	367	5	1	0			
H.B.T by day	672	17	1	654	0	7	11	1	328	12	293	1	1	803	25	2	776	0	3	4	1	343	114	310	1	0	761	13	0	748	0	0	0	0	140	554	52	2	0			
H.B.T by night	3520	37	7	3476	0	28	29	6	1503	67	1839	3	1	4017	35	4	3978	0	20	7	3	1435	579	1930	1	3	3249	9	0	3240	0	1	0	1	435	2455	348	0	0			
House theft	902	42	3	857	0	4	8	8	307	12	517	1	0	915	45	2	868	0	2	4	5	358	64	431	3	1	915	27	1	887	0	0	0	0	149	582	155	1	0			
Ordinary Theft	12677	294	208	12175	0	333	177	1337	3243	115	6883	78	9	15911	348	198	15365	0	238	136	1242	4427	1160	8064	89	9	14634	185	175	14274	0	48	22	293	2221	8878	2782	30	0			
Cattle thefts	419	7	1	411	0	11	5	48	174	8	162	3	0	413	5	3	405	0	3	4	19	166	50	163	0	0	374	6	0	368	0	0	2	3	57	257	49	0	0			
Receiving stolen Property	2	1	0	1	0	0	0	0	1	0	0	0	0	1	0	0	1	0	0	0	0	1	0	0	0	0	1	0	0	1	0	0	0	0	0	1	0	0	0	0		
Cheating	4350	1381	119	2850	0	6	11	72	1559	718	419	55	10	5420	1281	151	3988	0	7	2	51	1498	2009	365	50	6	4685	397	99	4189	0	2	0	4	333	3784	57	7	2			
Cr.Br.Trust	386	128	5	253	0	2	1	7	129	95	15	3	1	479	96	7	376	0	0	0	3	129	228	11	5	0	330	22	2	306	0	0	0	0	33	271	1	1	0			
C.C.Notes	21	0	0	21	0	0	1	0	17	0	3	0	0	33	0	0	33	0	0	0	0	14	6	13	0	0	18	0	0	18	0	0	0	0	2	16	0	0	0			
Sub Total - PART-I	28609	2129	399	26081	3	416	377	1495	11919	1155	10480	150	89	34111	2096	434	31582	1	283	204	1329	13094	4898	11554	155	65	30097	739	317	29041	0	52	26	302	5316	19830	3459	45	11			
PART-II (IPC Cases)																																										
304(A),IPC	9527	80	20	9427	0	289	302	8	6771	78	882	10	1087	9865	91	18	9756	0	201	156	5	7395	364	747	6	882	8287	20	13	8254	0	36	5	2	3421	4366	126	2	296			
279,337,338 IPC	25008	181	19	24808	0	13791	150	238	9526	39	944	41	79	25200	184	17	24999	0	11806	137	211	11421	567	785	25	47	21428	78	8	21342	0	3451	40	89	8648	8865	233	6	10			
Rioting	4363	339	10	4014	0	22	306	78	3525	40	30	11	2	3970	317	5	3648	2	6	117	34	3086	374	24	6	1	3034	86	6	2942	0	2	5	3	1053	1875	2	2	0			
Hurts	13636	580	14	13042	2	67	1258	460	10955	35	208	23	36	13310	627	18	12666	1	50	524	250	11144	495	173	18	12	11567	234	11	11322	0	13	37	68	5688	5477	35	3	1			
Acid Attack (326(a))	3	0	0	3	0	0	0	0	2	1	0	0	0	2	1	0	1	0	0	0	0	0	0	1	0	0	7	0	0	7	0	0	0	0	5	2	0	0	0			
Kidnapping	2161	1880	27	255	5	0	6	1	158	46	36	5	3	2790	2337	37	416	1	1	10	0	179	206	19	1	0	2522	1427	27	1068	0	0	1	0	93	970	3	0	0			
304(B) IPC	176	10	4	162	0	0	4	0	158	0	0	0	0	158	5	0	153	0	0	0	0	146	6	0	0	1	113	3	0	110	0	0	0	0	66	44	0	0	0			
498 (A) IPC	2026	198	51	1777	0	3	166	18	1559	8	1	14	8	2297	204	60	2033	0	1	84	11	1797	130	0	5	5	2180	59	35	2086	0	0	4	1	819	1261	0	1	0			
354 IPC Molestation	4544	375	22	4147	1	12	258	39	3766	21	36	6	9	4911	379	26	4507	0	7	94	18	4010	350	16	8	4	4397	141	15	4241	1	0	7	5	1635	2584	7	3	0			
Rape	479	23	30	426	0	3	25	0	382	10	3	3	0	557	24	29	504	0	0	8	0	451	38	2	4	1	416	13	19	384	0	0	0	0	216	168	0	0	0			
353 IPC	1103	51	1	1051	0	17	18	0	964	23	23	0	6	1111	42	3	1066	0	8	10	0	913	104	27	3	1	733	7	0	726	0	1	0	1	264	460	0	0	0			
Other IPC	13297	1187	79	12031	0	3716	217	305	6690	345	630	88	40	15754	1036	50	14668	0	4382	130	235	8143	1245	457	46	30	10037	308	40	9690	0	1458	5	94	3328	4677	105	13	10			
Sub Total - PART-II	76323	4904	277	71143	8	17920	2710	1147	44456	646	2793	201	1270	79925	5247	263	74417	4	16462	1270	764	48685	3879	2251	122	984	64721	2376	174	62172	1	4961	104	263	25236	30749	511	30	317			

Comparitive Crime Statement 17 for the Years 2020, 2021, and 2022

KARNATAKA STATE	2020														2021														2022 As on 30/09/2022													
Head Name	Rep	Fal	Tr	Tru	NI	Con	Dis/ACQ	Com	PT	UI	Un	OD	AB	Rep	Fal	Tr	Tru	NI	Con	Dis/ACQ	Com	PT	UI	Un	OD	AB	Rep	Fal	Tr	Tru	NI	Con	Dis/ACQ	Com	PT	UI	Un	OD	AB			
PART-III (SLL Cases)																																										
Arms Act	162	5	0	157	0	1	1	0	133	9	10	1	2	366	4	1	361	0	1	2	0	316	36	6	0	0	204	2	1	201	0	0	0	0	78	123	0	0	0			
Cow Slaughter	583	2	0	581	0	248	8	2	312	1	10	0	0	547	4	1	542	0	10	2	0	473	39	15	1	2	331	1	1	329	0	1	0	0	115	209	3	1	0			
Animal Sacrifice Act	257	11	0	246	0	59	3	0	171	1	12	0	0	307	11	4	292	0	13	1	1	237	21	17	1	1	353	7	1	345	0	4	0	1	102	231	7	0	0			
P.I.T Act	196	0	1	195	0	1	0	0	192	0	2	0	0	232	2	0	230	0	1	1	0	212	15	0	1	0	191	0	1	190	0	3	0	0	93	94	0	0	0			
POCSO	2165	26	59	2080	0	36	406	1	1597	20	6	3	11	2855	31	88	2736	0	24	234	1	2399	62	3	1	12	2255	13	53	2189	0	1	22	2	1493	664	1	2	4			
K.P Act	332	2	1	329	0	105	3	1	211	3	1	4	1	336	4	0	332	0	109	3	0	210	7	0	2	1	321	1	0	320	0	37	1	1	199	81	1	0	0			
E.C Act	472	15	3	454	0	1	6	0	415	25	5	2	0	471	16	2	453	0	0	0	0	355	98	0	0	0	620	2	1	617	0	0	0	0	159	458	0	0	0			
SC/ST/Act	1535	231	47	1257	3	2	71	1	1146	18	5	8	6	1753	280	47	1426	2	1	38	2	1306	70	5	4	0	1656	93	89	1474	0	0	2	0	753	719	0	0	0			
Explosive Act	103	2	0	101	0	11	0	1	64	15	9	1	0	184	18	0	166	0	6	1	1	98	40	18	1	1	39	0	0	39	0	0	0	0	4	35	0	0	0			
N.D.P.S Act	4066	8	3	4055	0	1111	23	17	2841	42	4	14	3	5789	5	0	5784	0	1322	22	34	4128	237	3	32	6	4821	2	3	4816	0	569	8	15	2869	1348	0	7	0			
TADA Act	0	0	0	0	0	0	0	0	0	0	0	0	0	0	0	0	0	0	0	0	0	0	0	0	0	0	0	0	0	0	0	0	0	0	0	0	0	0	0			
PCR Act	3	0	0	3	0	0	1	0	2	0	0	0	0	2	2	0	0	0	0	0	0	0	0	0	0	0	4	0	0	4	0	0	0	0	0	4	0	0	0			
R.P.Act	33	6	0	27	0	1	0	0	21	4	1	0	0	37	3	2	32	0	3	0	0	15	9	5	0	0	6	1	0	5	0	0	0	0	0	5	0	0	0			
Children Act	276	35	20	221	0	4	5	2	202	4	0	4	0	404	39	24	341	0	12	3	1	278	43	1	3	0	295	11	11	273	0	1	0	0	96	176	0	0	0			
Sati Act	0	0	0	0	0	0	0	0	0	0	0	0	0	0	0	0	0	0	0	0	0	0	0	0	0	0	0	0	0	0	0	0	0	0	0	0	0	0	0			
Cinema Autography Act	0	0	0	0	0	0	0	0	0	0	0	0	0	0	0	0	0	0	0	0	0	0	0	0	0	0	1	0	0	1	0	0	0	0	0	1	0	0	0			
Gambling Act	13716	0	1	13715	0	7794	78	74	5702	14	1	45	7	14081	2	2	14077	0	6543	80	62	7251	83	1	48	9	10052	0	0	10052	0	1576	10	17	6547	1887	0	14	1			
Excise Act	7144	1	0	7143	0	2499	192	26	4347	14	13	13	39	7523	1	0	7522	0	2524	71	79	4723	89	5	18	13	7537	0	0	7537	0	1484	15	45	4152	1806	0	32	3			
D.P Act	1537	135	70	1332	0	0	95	8	1187	19	1	19	3	1864	114	80	1670	0	0	33	6	1410	207	1	12	1	1631	33	34	1564	0	0	0	1	502	1056	0	5	0			
Other Special and Local Laws	12693	300	96	12297	0	433	81	2779	1661	686	6615	39	3	13021	170	31	12820	0	1533	46	1618	3273	2262	4022	61	5	10495	53	12	10430	0	79	1	309	814	8635	582	8	2			
Sub Total - PART-III	45273	779	301	44193	3	12306	973	2912	20204	875	6695	153	75	49772	706	282	48784	2	12102	537	1805	26684	3318	4102	185	51	40812	219	207	40386	0	3755	59	391	17976	17532	594	69	10			
PART-IV (Cr.PC)																																										
107 Cr.p.C	1	0	0	1	0	1	0	0	0	0	0	0	0	0	0	0	0	0	0	0	0	0	0	0	0	0	1	0	0	1	0	0	0	0	1	0	0	0	0			
109 Cr.p.c	2	0	0	2	0	2	0	0	0	0	0	0	0	2	0	0	2	0	1	0	0	1	0	0	0	0	1	0	0	1	0	1	0	0	0	0	0	0	0			
110 Cr.P.C	0	0	0	0	0	0	0	0	0	0	0	0	0	1	0	0	1	0	0	0	0	0	0	0	0	0	0	0	0	0	0	0	0	0	0	0	0	0	0			
145 CR.P.C	1	0	0	1	0	1	0	0	0	0	0	0	0	0	0	0	0	0	0	0	0	0	0	0	0	0	0	0	0	0	0	0	0	0	0	0	0	0	0			
151 CR.p.c	0	0	0	0	0	0	0	0	0	0	0	0	0	0	0	0	0	0	0	0	0	0	0	0	0	0	0	0	0	0	0	0	0	0	0	0	0	0	0			
41(1)(d) 102 Cr.P.C	103	10	16	77	0	5	3	3	48	1	2	15	0	84	3	8	73	0	2	0	4	38	5	0	24	0	69	0	4	65	0	0	0	1	13	43	0	8	0			
Other Cr.P.C	6	0	1	5	0	0	0	0	3	1	0	1	0	8	0	1	7	0	2	0	0	3	1	0	1	0	6	1	0	5	0	0	0	0	0	5	0	0	0			
Sub Total - PART-IV	113	10	17	86	0	9	3	3	51	2	2	16	0	95	3	9	83	0	5	0	4	42	6	0	25	0	77	1	4	72	0	1	0	1	14	48	0	8	0			
Grand Total	150318	7822	994	141503	14	30651	4063	5557	76630	2678	19970	520	1434	163903	8052	988	154866	7	28852	2011	3902	88505	12101	17907	487	1100	135707	3335	702	131671	1	8769	189	957	48542	68159	4564	152	338			
PART-V (Missing Cases)																																										
Head Name	Rep	Fal	Tr	Tru	UI	Tra	Untra							Rep	Fal	Tr	Tru	UI	Tra	Untra							Rep	Fal	Tr	Tru	UI	Tra	Untra									
Missing Person	13246	170	32	13041	402	12005	634							15158	179	15	14963	1127	13642	194							13243	83	12	13147	2603	10537	7									
PART-VI (PAR Cases)																																										
Head Name	Rep	Fal	Tr	Tru	UI	OD	BO							Rep	Fal	Tr	Tru	UI	OD	BO							Rep	Fal	Tr	Tru	UI	OD	BO									
PAR (Cr.PC)	37276	0	0	37276	13313	597	23366							22159	0	0	22159	11717	240	10202							35250	0	0	35250	25339	106	9805									

Police IT Monthly Progress Report as on September - 2022

PoliceIT Pragathi - 01.01.2021 to 30.09.2022

Rank	Score	(5)		(3)		(2)		(5)		(5)		(5)		(5)		(5)		(5)		(5)		(5)		(40)		(100)					
	Name of the Unit/District	FIR		UDR		PAR		Property Seizure/FF		Crime Details/Spot Mahazar		Arrest/Surrender		Charge Sheet		Final Report B, C & UDR		Total MoB		Total History Sheet		Total Rowdy Sheet		Court Disposal		UI Cases (From 2011-2017)		Data Quality (Given by SCR)	Total	Previous Month Rank	
		Actual	In PIT	Actual	In PIT	Actual	In PIT	Actual	In PIT	Actual	In PIT	Actual	In PIT	Actual	In PIT	Actual	In PIT	Actual	In PIT	Actual	In PIT	Actual	In PIT	Actual	In PIT	Actual	In PIT	in PIT		43	44
1	2	3	5	6	8	9	11	12	14	15	17	18	20	21	23	24	26	27	29	30	32	33	35	36	38	39	41	42	43	44	
1	Belagavi City	3718	3718	672	672	671	671	1699	1699	4363	4363	3450	3450	1850	1850	1031	1031	2399	2399	17	17	1202	1202	839	839	26	26	40.000	100.000	1	▲
1	DCP SouthEast DIV, Bengaluru City	7762	7762	1052	1052	609	609	2638	2638	8620	8620	4876	4876	3514	3514	2353	2353	4757	4757	15	15	887	887	1089	1089	17	17	40.000	100.000	1	▲
1	Koppal	5409	5409	738	738	1276	1276	3837	3837	5409	5409	5708	5708	3917	3917	940	940	1991	1991	31	31	972	972	568	568	41	41	40.000	100.000	1	▲
1	DCP Central DIV, Bengaluru City	5201	5201	487	487	372	372	1808	1808	4742	4742	3161	3161	2224	2224	1660	1660	4257	4257	16	16	558	558	782	782	23	23	40.000	100.000	4	▲
1	Bagalkot	5517	5517	911	911	1327	1327	4201	4201	6423	6423	5011	5011	2563	2563	1214	1214	272	272	9	9	73	73	1538	1538	17	17	40.000	100.000	2	▲
1	Kalaburgi Dist.	12805	12805	1679	1679	3973	3973	10835	10835	13397	13397	19275	19275	10204	10204	2408	2408	2225	2225	19	19	2223	2223	2594	2594	238	238	40.000	100.000	2	▲
1	Belagavi Dist.	11448	11448	2381	2381	1938	1938	7723	7723	12772	12772	13535	13535	7467	7467	2942	2942	3529	3529	37	37	832	832	3650	3650	35	35	40.000	100.000	3	▲
2	Bidar	6839	6839	791	791	2202	2202	5703	5703	7167	7167	9011	9011	4871	4871	1288	1288	1885	1885	45	45	1375	1375	3222	3222	10	10	39.999	99.999	1	▼
3	Gadag	3368	3368	593	593	1058	1058	2298	2298	3912	3912	3913	3913	2224	2224	565	565	1324	1324	19	19	522	522	1250	1250	8	8	39.998	99.998	3	▲
4	Dharwad	6074	6074	1677	1677	1823	1823	5352	5352	7740	7740	8753	8753	4328	4328	2130	2130	867	867	10	10	461	461	2182	2182	1	1	39.997	99.997	4	▲
5	KGF	2069	2069	319	319	540	540	1517	1517	1879	1879	1269	1269	1193	1193	426	426	1978	1978	28	28	1063	1063	609	609	7	7	39.994	99.994	5	▲
6	Ballari	6125	6125	814	814	1177	1177	4835	4835	6706	6706	5132	5132	4512	4512	1230	1230	2271	2271	40	40	959	959	2187	2187	1012	1012	39.992	99.992	8	▲
7	Mangaluru City	5453	5453	1238	1238	1841	1841	3687	3687	6260	6260	4819	4819	3408	3408	1175	1175	2819	2819	14	14	2271	2271	1537	1537	26	26	39.989	99.989	6	▼
8	Karnataka Railways	1962	1962	2488	2488	182	182	1162	1162	4437	4437	551	551	473	473	1707	1707	3278	3278	26	26	65	65	125	125	27	27	39.986	99.986	11	▲
9	DCP West DIV, Bengaluru City	11881	11881	1944	1944	1577	1577	4173	4173	13226	13226	8457	8457	5080	5080	4010	4010	2828	2828	28	28	1383	1383	1142	1142	6	6	39.983	99.983	23	▲
10	Kalaburagi City	4361	4361	376	376	628	628	2550	2550	4532	4532	4505	4505	2635	2635	809	809	2267	2267	41	41	1511	1511	876	876	40	40	39.981	99.981	6	▼
11	Hubballi Dharwad City	5650	5650	785	785	1646	1646	4220	4220	6186	6186	6799	6799	3698	3698	1143	1143	3152	3152	102	102	2914	2914	1447	1447	8	8	39.976	99.976	9	▼
12	Dakshina Kannada	3826	3826	1015	1015	1586	1586	3236	3236	4809	4809	3007	3007	2492	2492	1011	1011	2125	2125	13	13	1298	1298	762	762	20	20	39.973	99.973	15	▲
13	Raichur	6886	6886	726	726	1334	1334	5244	5244	6258	6258	4197	4197	5390	5390	1297	1297	2643	2643	27	27	1887	1887	1833	1833	49	49	39.934	99.934	12	▼
14	DCP NorthEast DIV, Bengaluru City	6739	6739	909	909	686	686	2316	2316	7412	7412	4995	4995	2357	2357	2423	2423	2867	2867	13	13	634	634	859	859	10	10	39.930	99.930	21	▲
15	Udupi	5217	5217	1466	1466	899	899	5170	5170	6246	6246	4441	4441	3811	3811	1657	1657	3483	3483	25	25	1441	1441	2087	2087	6	6	39.902	99.902	13	▼
16	Mysuru City	5932	5932	950	950	401	401	4641	4641	5602	5602	2551	2551	2857	2857	1450	1450	4091	4091	37	37	991	991	917	917	21	21	39.888	99.888	14	▼
17	Shivamogga	11582	11582	1843	1843	2353	2353	7687	7687	12568	12568	6729	6729	6900	6900	1859	1859	4154	4154	96	96	1296	1296	1809	1809	30	30	39.887	99.887	16	▼
18	Vijayapura	8294	8294	1191	1191	2019	2019	4845	4845	9460	9460	6698	6698	5402	5402	1409	1409	2435	2435	36	36	1455	1455	1809	1809	8	8	39.873	99.873	10	▼
19	Kodagu	3194	3194	899	899	962	962	4012	4012	3378	3378	1657	1657	2683	2683	1048	1048	1134	1134	29	29	860	860	1657	1657	764	764	39.862	99.862	24	▲
20	Chickballapura	8286	8286	848	848	1098	1098	6962	6962	8467	8467	10241	10241	5826	5826	1150	1150	2918	2918	39	39	1008	1008	2106	2106	16	16	39.859	99.859	7	▼
21	Hassan	18167	18167	2226	2226	3514	3514	16422	16422	19463	19463	27328	27328	14517	14517	3486	3486	3782	3782	62	62	1627	1627	7082	7082	9	9	39.842	99.842	18	▼
22	Vijayanagara	5390	5390	798	798	1174	1174	4955	4955	5810	5810	8313	8313	4173	4173	1022	1022	690	690	2239	2239	34	34	1660	1660	717	717	39.816	99.816	17	▼
23	Uttara Kannada	6329	6329	1169	1169	1014	1014	4438	4438	7431	7431	5996	5996	4326	4326	1267	1267	494	494	11	11	74	74	2625	2625	129	129	39.789	99.789	22	▲
24	DCP North DIV, Bengaluru City	11260	11260	1589	1589	1301	1301	3820	3820	9940	9940	7828	7828	4852	4852	2546	2546	5636	5636	73	73	1601	1601	1235	1235	1939	1939	39.742	99.742	28	▲
25	Chikkamagaluru	7222	7222	1382	1382	1337	1337	6208	6208	7449	7449	3933	3933	4686	4686	1429	1429	3548	3548	78	78	968	968	1460	1460	13	13	39.688	99.688	27	▲

Police IT Monthly Progress Report as on September - 2022

PoliceIT Pragathi - 01.01.2021 to 30.09.2022

Rank	Score		(5)		(3)		(2)		(5)		(5)		(5)		(5)		(5)		(5)		(5)		(5)		(40)		(100)		Total	Previous Month Rank	
	Name of the Unit/District	FIR		UDR		PAR		Property Seizure/PF		Crime Details/Spot Mahazar		Arrest/Surrender		Charge Sheet		Final Report B, C & UDR		Total MoB		Total History Sheet		Total Rowdy Sheet		Court Disposal		UI Cases (From 2011-2017)		Data Quality (Given by SCRB)			
		Actual	In PIT	Actual	In PIT	Actual	In PIT	Actual	In PIT	Actual	In PIT	Actual	In PIT	Actual	In PIT	Actual	In PIT	Actual	In PIT	Actual	In PIT	Actual	In PIT	Actual	In PIT	Actual	In PIT	in PIT			
1	2	3	5	6	8	9	11	12	14	15	17	18	20	21	23	24	26	27	29	30	32	33	35	36	38	39	41	42	43	44	
26	Kolar	5258	5258	700	700	1090	1090	2947	2947	4932	4932	3117	3117	2720	2720	603	603	758	758	11	11	563	563	631	631	8	8	39.663	99.663	20	▼
27	Mandya	18106	18106	2185	2185	4077	4077	14077	14077	14132	14132	6275	6275	12742	12742	3805	3805	3725	3725	53	53	1836	1836	5632	5632	4	4	39.604	99.604	25	▼
28	Chamarajanagara	4552	4552	482	482	779	779	4146	4146	4858	4858	3221	3221	3052	3052	514	514	2191	2191	59	59	663	663	1787	1787	0	0	39.588	99.588	26	▼
29	Davanagere	8416	8416	1262	1262	952	952	4643	4643	9367	9367	10089	10089	4365	4365	1575	1575	5055	5055	48	48	1464	1464	1753	1753	24	24	39.408	99.408	32	▲
30	Bengaluru Dist	12740	12740	2071	2071	1427	1427	6921	6921	12237	12237	10141	10141	6132	6132	3312	3312	8174	8174	79	79	2026	2026	1606	1606	104	104	39.339	99.339	31	▲
31	Haveri	5929	5929	1084	1084	1497	1497	3505	3505	4517	4517	5158	5158	3234	3234	1106	1106	2340	2340	50	50	1303	1303	1468	1468	739	739	39.268	99.268	30	▼
32	Mysuru Dist	10849	10849	1488	1488	3064	3064	9463	9463	10622	10622	4809	4809	7136	7136	1464	1464	4225	4225	51	51	1838	1838	3534	3534	28	28	39.201	99.201	36	▲
32	Yadgir	3598	3598	489	489	1037	1037	3013	3013	3517	3517	4614	4614	2862	2862	619	619	1158	1158	16	16	1286	1286	839	839	0	0	39.201	99.201	34	▲
33	Tumakuru	13311	13311	2007	2007	1608	1608	11627	11627	14392	14392	20253	20253	9274	9274	3206	3206	6536	6536	159	159	1170	1170	2421	2421	20	20	39.031	99.031	19	▼
34	DCP Whitefield DIV, Bengaluru City	6051	6051	1106	1106	553	553	1651	1651	5797	5797	2654	2654	2425	2425	1693	1693	3450	3450	10	10	369	369	1200	1200	13	13	39.016	99.016	37	▲
35	DCP East DIV, Bengaluru City	9729	9729	1268	1268	1189	1189	2158	2158	7882	7882	5331	5331	4828	4828	2792	2792	3993	3993	1	1	854	854	424	424	2495	2495	38.998	98.998	35	◀▶
36	Ramanagara	9715	9715	1203	1203	1620	1620	6302	6302	8185	8185	11120	11120	6119	6119	2138	2138	4716	4716	43	43	1455	1455	796	796	9	9	38.696	98.696	33	▼
37	Chitradurga	10358	10358	1196	1196	1214	1214	5696	5696	10270	10270	7938	7938	6773	6773	1458	1458	2868	2868	44	44	876	876	994	994	24	24	38.554	98.554	29	▼
38	DCP South DIV, Bengaluru City	18950	18950	2401	2401	3385	3385	7109	7109	20406	20406	13067	13067	9347	9347	7187	7187	6728	6728	48	48	1635	1635	3788	3788	32	32	38.132	98.132	38	◀▶

Traffic Divisions of Bengaluru City

Sl. No	Score		(5)		(5)		(5)		(10)		(10)		(5)		(10)		(5)		(40)		(100)		Total	Previous Month Rank
	Name of the Unit/District	FIR		UDR		Property Seizure/PF		Crime Details/Spot Mahazar		Arrest/Surrender		Charge Sheet		Final Report B, C & UDR		Court Disposal		UI Cases (From 2011-2017)		Data Quality (given by SCRB)				
		Actual	In PIT	Actual	In PIT	Actual	In PIT	Actual	In PIT	Actual	In PIT	Actual	In PIT	Actual	In PIT	Actual	In PIT	Actual	In PIT	in PIT				
1	DCP Traffic East DIV, Bengaluru City	2927	2927	0	0	538	538	2649	2638	2656	2644	2622	2610	101	101	1268	1268	0	0	34.576	94.46	1	◀▶	
2	DCP Traffic West DIV, Bengaluru City	4630	4630	0	0	299	299	4134	4134	2752	2752	4236	4236	82	82	2621	2621	0	0	31.34	91.34	2	◀▶	
3	DCP Traffic North DIV, Bengaluru City	1547	1547	0	0	179	179	1246	1246	1189	1189	1255	1255	49	49	693	693	0	0	23.616	83.62	3	◀▶	

Data Quality:

Calculated based on Data entered like Victim Age, Religion, Caste, Occupation, Arrest Person Age, Religion, Caste, Occupation, Property Movement entered based on Property Entered, Activity field in Case Diary, Witness Details, Accused punishment details in Court Disposal, SHD usage, MOB/HS/RS regular updation etc,

Note :

Aadhaar e-Sign details of FIR for the Month of September 2022

Sl.No	District_Name	FIR Count	FIR eSign Count	FIR %
1	Bagalkot	251	251	100.00
2	Ballari	305	305	100.00
3	Belagavi Dist	477	477	100.00
4	Chamarajanagar	263	263	100.00
5	Hubballi Dharwad City	240	240	100.00
6	Udupi	313	313	100.00
7	Vijayapur	393	393	100.00
8	Dakshina Kannada	179	178	99.44
9	Dharwad	146	145	99.32
10	Koppal	250	225	90.00
11	Belagavi City	189	166	87.83
12	Uttara Kannada	304	259	85.20
13	Haveri	238	182	76.47
14	Mangaluru City	199	136	68.34
15	Chikkamagaluru	368	223	60.60
16	Kodagu	160	92	57.50
17	Gadag	129	71	55.04
18	Davanagere	346	179	51.73
19	Mysuru Dist	453	227	50.11
20	Chickballapura	335	139	41.49
21	K.G.F	120	47	39.17
22	Raichur	338	125	36.98
23	Shivamogga	463	153	33.05
24	Hassan	431	131	30.39
25	Bengaluru Dist	626	190	30.35
26	Karnataka Railways	135	36	26.67
27	Tumakuru	643	169	26.28
28	Mysuru City	328	85	25.91
29	Mandya	528	134	25.38
30	Bidar	280	71	25.36
31	Vijayanagara	237	46	19.41
32	Bengaluru City	4221	815	19.31
33	Kalaburagi City	226	40	17.70
34	Kalaburagi	249	39	15.66
35	Chitradurga	390	34	8.72
36	Kolar	281	3	1.07
37	Ramanagara	571	4	0.70
38	Yadgir	133	0	0.00
TOTAL		15738	6586	41.85

Aadhaar e-Sign details of Chargesheet for the Month of September 2022

SI No.	District_Name	Charge sheeted	e-Signed Charge sheeted	Charge sheet %
1	Chamarajanagar	87	86	98.85
2	Dharwad	112	110	98.21
3	Belagavi Dist	143	138	96.50
4	Hubballi Dharwad City	177	159	89.83
5	Koppal	137	119	86.86
6	Udupi	278	240	86.33
7	Ballari	181	145	80.11
8	Dakshina Kannada	65	51	78.46
9	Bagalkot	101	70	69.31
10	Gadag	39	23	58.97
11	Uttara Kannada	256	147	57.42
12	Belagavi City	37	20	54.05
13	Vijayapur	69	32	46.38
14	Shivamogga	104	31	29.81
15	Haveri	42	10	23.81
16	Mandya	184	38	20.65
17	Mangaluru City	53	9	16.98
18	Kodagu	37	6	16.22
19	Hassan	282	45	15.96
20	Mysuru Dist	238	35	14.71
21	Raichur	217	22	10.14
22	Kalaburagi City	100	9	9.00
23	Davanagere	55	4	7.27
24	Bengaluru City	1661	102	6.14
25	Tumakuru	375	20	5.33
26	Chikkamagaluru	128	6	4.69
27	Mysuru City	150	5	3.33
28	Kalaburagi	92	3	3.26
29	Vijayanagara	132	4	3.03
30	Chickballapura	156	4	2.56
31	Bengaluru Dist	147	0	0.00
32	Bidar	111	0	0.00
33	Chitradurga	104	0	0.00
34	K.G.F	61	0	0.00
35	Karnataka Railways	16	0	0.00
36	Kolar	115	0	0.00
38	Ramanagara	202	0	0.00
39	Yadgir	100	0	0.00
TOTAL		6544	1693	25.87

Vehicle Log Details For The Month Of September-2022

Chief Office

As On: 15/10/2022

S.No.	District/Unit Name	Actual Strength	Log Entered Vehicles For The Month	Log Not Entered Vehicles For The Month	Remarks
1	Bagalkot	201	201	0	
2	Ballari	185	185	0	
3	Belagavi City	183	182	1	
4	Belagavi Dist	277	277	0	
5	Bengaluru City	2,651	2,349	302	
6	Bengaluru Dist	238	38	200	
7	Bidar	241	241	0	
8	Chamarajanagar	161	150	11	
9	Chickballapura	144	144	0	
10	Chikkamagaluru	252	252	0	
11	Chitradurga	194	111	83	
12	Coastal Security Police	40	31	9	
13	Dakshina Kannada	163	152	11	
14	Davanagere	220	220	0	
15	Dharwad	111	111	0	
16	Gadag	183	159	24	
17	Hassan	215	215	0	
18	Haveri	147	109	38	
19	Hubballi Dharwad City	262	262	0	
20	K.G.F	108	108	0	
21	Kalaburagi	199	110	89	
22	Kalaburagi City	167	97	70	
23	Karnataka Railways	91	91	0	
24	Kodagu	154	128	26	
25	Kolar	201	120	81	
26	Koppal	160	160	0	
27	Mandya	251	250	1	
28	Mangaluru City	238	220	18	
29	Mysuru City	260	259	1	
30	Mysuru Dist	240	240	0	
31	Raichur	172	172	0	
32	Ramanagara	202	194	8	
33	Shivamogga	266	266	0	
34	Tumakuru	302	275	27	
35	Udupi	212	205	7	

S.No.	District/Unit Name	Actual Strength	Log Entered Vehicles For The Month	Log Not Entered Vehicles For The Month	Remarks
36	Uttara Kannada	234	234	0	
37	Vijayanagara	142	142	0	
38	Vijayapur	242	242	0	
39	Yadgir	133	95	38	
40	Forest Cell	13	6	7	
41	CID	231	107	124	
42	ISD Bengaluru	81	80	1	
43	State INT	590	380	210	
44	APTS Yelahanka	23	19	4	
45	Bangalore Head Qtrs DCRE	1	0	1	
46	Battalion I - Bangalore	66	19	47	
47	Battalion II - Belgaum	35	29	6	
48	Battalion III - Bangalore	51	51	0	
49	Battalion IV - Bangalore	52	45	7	
50	Battalion IX - Bangalore	44	44	0	
51	Battalion V - Mysore	40	36	4	
52	Battalion VI - Gulbarga	46	38	8	
53	Battalion VII - Mangalore	39	35	4	
54	Battalion VIII - Shimoga	40	37	3	
55	Battalion X - Haveri	48	33	15	
56	Battalion XI - Hassan	43	43	0	
57	Battalion XII Tumakuru	37	35	2	
58	Central Range	1	0	1	
59	Centre for Counter Terrorism	37	32	5	
60	Chief Office	107	28	79	
61	COMMANDANT MOUNTED	22	20	2	
62	Eastern Range	2	2	0	
63	FPB Unit	14	0	14	
64	FSL Madiwala	19	11	8	
65	I.R.B. Vijayapura	40	23	17	
66	IGP TRAINING	7	7	0	
67	IIIrd BN KSISF	27	26	1	
68	IIInd BN KSISF	24	24	0	
69	IRB Munirabad	43	36	7	
70	ISD	109	102	7	
71	Ist BN KSISF	41	41	0	
72	Kalaburgi Range	7	3	4	
73	KPA Mysore	43	25	18	
74	KSPTS Channapatna	22	22	0	

S.No.	District/Unit Name	Actual Strength	Log Entered Vehicles For The Month	Log Not Entered Vehicles For The Month	Remarks
75	KSPTS Khanapur	23	0	23	
76	KSRP PTS BELAGAVI	19	18	1	
77	KSRP Training Munirabad	13	13	0	
78	PDMS Yelahanka	32	32	0	
79	PTC Gulbarga	43	4	39	
80	PTS Aimangala	14	14	0	
81	PTS Dharwad	18	1	17	
82	PTS Hassan	16	8	8	
83	PTS Kaduru	11	11	0	
84	PTS Mysuru	17	17	0	
85	PTS Thanisandra	17	17	0	
86	RFSL Belgaum	5	0	5	
87	RFSL Davanagere	5	4	1	
88	RFSL Gulbarga	5	0	5	
89	RFSL Mangalore	7	3	4	
90	RFSL Mysore	7	5	2	
91	SCRB	41	21	20	
92	Southern Range	5	5	0	
93	Special Task Force	7	0	7	
94	State Wireless	72	72	0	
95	TTI Bangalore	5	4	1	
96	Western Range	1	1	0	
	Grand Total	12470	10686	1784	

Sevasindhu Statistics for the Month of September 2022

Sl.No	Service Name	Received	Disposed	Pending
1	Job / Service Verification	27822	27513	309
2	Police Verification Certificate(PVC) for Central/State Govt employees if request is received directly by the employee / By Concerned Department	1853	1832	21
3	Police Clearance Certificate for going abroad (Visa for studies)/ Police Clearance Certificate for Foreign Nationals	387	386	1
4	Police verification Certificate for Coolies/Loader/Class IV Security Staff/ Supervisor at Airport (Individual applicants only)	6866	6746	120
5	Police Verification Certificate for domestic servants/house keeping	63	61	2
6	Police Verification Certificate for Institutions/ Companies	111	110	1
7	Police verification Certificate for Marriage Alliances	21	21	0
8	Police verification Certificate for Training Apprenticeship at Public Undertakings /for trainees/ Workers working on daily wages at Govt. Institutions	2774	2746	28
Total (Sl.NO. 1 to 8)		39897	39415	482
9	Amplified Sound System	1	1	0
10	Missing Report of documents, Mobile phone etc	383	81	302
11	Disposal of petitions	25	6	19
12	Locked Home Details	0	0	0
13	Senior Citizen Registration	51	0	51
14	Complaint Registration	76	23	53
15	License for Amusement	0	0	0
16	No obligation to return to India (NORI) Certificate	0	0	0
17	NOC for petrol pump,gas agency,hotel,bar etc.	0	0	0
18	Permission for Peaceful Assembly and procession	0	0	0
19	Application for Temporary License for Sale of Crackers	0	0	0
20	NOC for setting up of Petroleum, Diesel and Naphtha sale and transport	0	0	0
Grand Total		40433	39526	907

Unitwise Statistics of cases Booked under COTPA Act 2003 for the month of September- 2022							
Sl. No.	Unit / District	Section 4	Section 5	Section 6A	Section 6B	Section7	Total Fine Amount Collected
(1)	(2)	(3)	(4)	(5)	(6)	(7)	(8)
I	Commissionerate						
1	Bengaluru City	1585	0	0	0	1	295650
2	Mysuru City	4	0	0	0	0	4100
3	Hubli-Dharwad City	27	0	0	0	0	3450
4	Mangaluru City	202	0	0	0	0	13195
5	Belagavi City	413	0	0	0	0	49400
6	Kalburgi City	93	0	0	0	0	9700
II	Central Range						
1	Bengaluru Dist.	116	0	0	0	0	12900
2	K.G.F.	477	0	0	0	0	32640
3	Kolar	163	0	0	0	0	7300
4	Tumakuru	65	0	0	0	0	6800
5	Chickballapura	181	0	0	0	0	18200
6	Ramanagara	52	0	0	0	0	8400
III	Eastern Range						
1	Chitradurga	31	0	0	0	0	2950
2	Davanagere	75	0	0	0	0	6850
3	Shivamogga	100	0	0	0	0	10100
4	Haveri	22	0	0	0	0	2400
IV	Western Range						
1	Chickmagalur	119	0	0	0	0	8560
2	D.K.	252	0	0	0	0	22100
3	Udupi	133	0	0	0	0	12000
4	U.K.	0	0	0	0	0	0
V	Northern Range						
1	Bagalakote	45	0	0	0	0	4500
2	Belagavi dist.	0	0	0	0	0	0
3	Vijayapura	25	0	0	0	0	1250
4	Dharwad	149	0	0	0	0	14900
5	Gadag	15	0	0	0	0	1600
VI	North Eastern Range						
1	Bidar	21	0	0	2	1	4400
2	Kalagurgi	93	0	0	0	0	9700
3	Yadgiri	244	0	0	0	0	23100
VII	Southern Range						
1	Chamarajanagar	118	0	0	0	0	8690
2	Hassan	164	0	0	0	0	13150
3	Kodagu	61	0	0	0	0	5250
4	Mandya	374	0	0	0	0	24550
5	Mysuru Dist.	5	0	0	0	0	500
VIII	Ballari Range						
1	Ballari	960	0	0	0	0	83500
2	Vijayanagara	31	0	0	0	0	3100
3	Koppal	129	0	0	0	0	12900
4	Raichur	1342	0	0	0	0	151700
IX	Karnataka Railways	178	0	0	0	0	100000
Total		8064	0	0	2	2	989485